


# May 2011 Monthly Report



*Town Manager*  
*Russ Martin*  
928-567-6631 ext 102

## *DEPARTMENT HEAD INFORMATION*

<i>Clerk</i>	<i>Debbie Barber</i>	<i>ext 107</i>
<i>Finance Director</i>	<i>Mel Preston</i>	<i>ext 109</i>
<i>Marshal</i>	<i>Dave Smith</i>	<i>ext 406</i>
<i>Engineer/Public Works</i>	<i>Ron Long</i>	<i>ext 129</i>
<i>Magistrate</i>	<i>Harry Cipriano</i>	<i>ext 128</i>
<i>Librarian</i>	<i>Gerard Laurito</i>	<i>567-3414</i>
<i>Community Development</i>	<i>Mike Jenkins</i>	<i>ext 118</i>

Clerk's Office  
Monthly Report  
May 2011

MAY

Business Licenses:	2002	2003	2004	2005	2006	2007	2008	2009	2010	2011
Renewals paid	32	26	31	45	35	41	46	40	41	36
New Licenses Issued	na	8	9	10	11	8	13	6	12	9
Business Licenses On File	449	433	458	506	538	542	557	575	596	603

Information Requests:

In house	6	15	52	63	18	5	12	15	17	10
Public	1	6	5	3	5	10	5	0	3	1
<b>Total</b>	<b>7</b>	<b>21</b>	<b>57</b>	<b>66</b>	<b>23</b>	<b>15</b>	<b>17</b>	<b>15</b>	<b>20</b>	<b>11</b>

Hours Research	9	4	4	12	10	3	10	4	3	1
----------------	---	---	---	----	----	---	----	---	---	---

Formal Complaints	0	0	0	0	0	0	0	0	0	0
-------------------	---	---	---	---	---	---	---	---	---	---

Customer Assistance	198	115	145	288	176	370	330	360	254	285
---------------------	-----	-----	-----	-----	-----	-----	-----	-----	-----	-----

Meetings:

Council Regular	3	2	3	3	3	3	3	3	3	3
Council Special	4	1	5	2	2	2	4	1	2	0
Council Executive					1	0	2	0	1	0
Council Work					5	6	2	3	2	2
Amended Agenda					0	2	1	1	0	2
Additional Information					0	2	2	1	4	3
Public Notices									1	0
Commissions & Committees	6	6	6	5	5	7	7	3	0	1
Total for Month	13	9	14	10	16	22	21	12	13	11

Ordinances	0	0	3	1	1	2	1	0	1	3
Resolutions	3	1	5	8	4	4	4	4	2	4

Zoning Complaints*									10	3*	0
--------------------	--	--	--	--	--	--	--	--	----	----	---

\* The Clerks Office stopped tracking zoning complaints on May 17, 2010

**REVENUE COLLECTED IN MAY 2010 \$1,501.00**  
**REVENUE COLLECTED IN MAY 2011 \$940.00**

SPECIAL PROJECTS:

APS Franchise Election on May 18, 2011
Debbie is working on the Home Grant

ID	CODE	NAME	MAILING ADDRESS
2138	CONT	RAGS ROOFING LLC	PO BOX 1031 CLARKDALE, AZ 86324
2140	SERV	KNEADLEWORKS	PO BOX 2195 CAMP VERDE, AZ 86322
2141	SERV	NITTEHAWK VENTURES LLC	PO BOX 724 CAMP VERDE, AZ 86322
2142	RET	WEST LANDS PRODUCTIONS LLC	PO BOX 189 CLARKDALE, AZ 86324
2143	CONT	Wilson & Son LLC	PO BOX 2900 CAMP VERDE, AZ 86322
2144	CONT	COMPLETE MOBILE HOME SERVICE	17044 S 54TH ST CHANDLER, AZ 85246
2145	CONT	M D ELECTRIC LLC	BILLY MATTHEWS 1246 MAYBELLE LN CAMP VERDE, AZ 86322
2147	CONT	HERMAN'S BUILDERS	KELLY BURKE PO BOX 23676 FLAGSTAFF, AZ 86002
2149	CONT	The Tradesmen	George Brunori 11595 HILLSIDE DR CORNVILLE, AZ 86325

TOTAL LICENSES: 9

CAMP VERDE MUNICIPAL COURT

MONTHLY TRANSMITTAL *at*

Date: June 7, 2011

From: Camp Verde Municipal Court

Check #: 4421

Amount of Check: \$ 60,903.18

REVENUE ACCOUNT NUMBER

01-40-30-4130 Fines/Fees/Forfeitures/Yan or YCSO training fund \$55,779.89

01-40-30-4310 Court App'td Atty. Reimbrs. \$850.78

05-40-00-4131 Local JCEF Fund \$378.60

05-40-00-4133 Court Enhancement Fund \$3893.91

## CHECK REQUESTS

Checks that need to be written to Law Enforcement Agencies and the State Treasurer

Yavapai Apache Nation Police Dept. \$0.0

Yavapai County Jail Fund \$1144.00

Arizona State Treasurer \$30,349.15

2011 Camp Verde Municipal Court May-Day of Month

DAILY RECEIPTS SECTION		Totals from Prior Month													
		1	2	3	4	5	6	7	8	9	10	11	12	13	14
CASH	\$58,573.27	\$515.00	\$714.00	\$1,293.30	\$2,324.00										
CHECK	\$106,784.80	\$3,889.00	\$1,592.00	\$2,094.00	\$1,941.00										
CREDIT CARD	\$89,651.14	\$422.00	\$1,591.00	\$205.00	\$250.00										
FARE ONLINE	\$9,718.25														
(THIS LINE SHOULD BALANCE WITH DAILY TOTALS) BANK DISBURSEMENTS	\$564,797.16	\$4,800.00	\$4,800.00	\$3,797.00	\$3,593.30	\$4,515.00	\$0.00	\$0.00	\$0.00	\$7,240.00	\$6,061.00	\$751.00	\$1,121.00	\$0.00	\$0.00
(ENTER AS A NEGATIVE NUMBER) NET DAILY RECEIPTS	\$246,214.22	\$0.00	\$4,906.00	\$3,797.00	\$3,593.30	\$4,515.00	\$0.00	\$0.00	\$0.00	\$5,994.00	\$8,061.00	\$751.00	\$1,121.00	\$0.00	\$0.00
AZTEC FUNDS DISBURSEMENT		Totals from prior month													
ZATT ATTORNEY FEE REIMBURSEMENT	\$4,527.98		\$24.49												
ZEND BOND POSTED IN - THIS COURT	\$29,757.77		\$2,308.00												
ZEF BOND OUT	(\$30,930.53)		(\$616.00)												
ZEF CLEAN ELECTIONS FUND	\$9,651.73		\$98.30		\$198.43	\$73.83	\$125.57			\$235.21	\$337.66	\$46.98	\$49.19		
ZOEH COURT ENHANCEMENT FUND	\$14,338.97		\$282.51		\$280.00	\$163.70	\$100.00			\$420.00	\$340.00	\$80.00	\$60.00		
ZCJEF CRIMINAL JUSTICE ENHANCEMENT FUND	\$45,604.92		\$462.03		\$932.70	\$346.99	\$594.92			\$1,105.49	\$1,587.83	\$220.82	\$231.14		
ZCPRE CHILD PASSENGER RESTRAINT FUND	\$250.97														
ZDSD DEFENSIVE DRIVING DIVERSION FEE	\$12,150.40		\$721.80			\$80.20	\$80.20			\$481.20	\$439.19				
ZDCEJ DRUG & GANG ENFORCEMENT FINES	\$2,953.88				\$28.79	\$53.76				\$100.08					
ZDEFP DEFERRED PROSECUTION	\$1,935.00														
ZDNAS DNA STATE 3% & 7% SURCHARGE	\$6,330.71		\$68.76		\$138.91	\$51.66	\$88.63			\$164.08	\$236.48	\$31.82	\$34.40		
ZDUIA DUI ABATEMENT FUND	\$6.00														
ZFARE1 FARE1 19%	\$5,459.59				\$89.30	\$14.38					\$7.99				
ZFARE2 FARE2 19%	\$2,289.57				\$35.00	\$11.38					\$35.00				
ZFINE BASE FINES	\$74,112.32		\$700.40		\$1,677.69	\$320.81	\$1,165.79			\$1,832.02	\$2,523.89	\$389.84	\$431.79		
ZFORE BOND FORECLOSURES	\$1,000.00														
ZFTGS FILL-THE-GAP SURCHARGE (7%)	\$6,715.24		\$68.82		\$138.93	\$51.66	\$88.60			\$164.66	\$236.48	\$32.89	\$34.42		
ZXDUI XTRA DUI ASSMT	\$1,659.24														
ZGFND GENERAL FUND	\$0.00														
ZHRFD HWY USERS TO DPS % REG 28-2533C	\$0.00														
ZHRF1 HWY USERS OVERWEIGHT	\$6,395.74										\$490.65				
ZHRF3 HURE 28-2533C REGISTRATION	\$0.00														
ZHRFC HURE TO CITY PD % REG 28-2533C	\$0.00														
ZLIC1 JCER LOCAL TIME PAYMENT	\$1,563.44		\$28.00		\$35.00	\$14.00	\$14.00			\$21.00	\$7.00	\$28.00	\$7.00		
ZLIC2 JCER LOCAL FILING FEES	\$19.74		\$8.01												
ZLIC3 JCER STATE TIME PAYMENT	\$2,913.01		\$52.00		\$65.00	\$26.00	\$26.00			\$39.00	\$13.00	\$52.00	\$13.00		
ZLICF JCER STATE FILING FEES	\$45.64		\$18.70		\$73.47										
ZLIF JAIL (INCARCERATION) FEES	\$2,884.38		\$73.47												
ZLIC1 LOCAL COSTS FEES WARRANTY/DEFAULT	\$9,872.97		\$150.00		\$50.00	\$100.00	\$50.00			\$100.00	\$100.00	\$100.00	\$100.00		
ZLIC2 CITY GENERAL FUND	\$0.00														
ZMISC MISCELLANEOUS FEES	\$172.62		\$70.23												
ZMISC MEDICAL SERVICES ENHANCEMENT FUND	\$12,610.32		\$127.82		\$257.98	\$95.98	\$164.55			\$305.76	\$439.19	\$61.08	\$33.94		
ZOVR OVERPAYMENT FUND - IN (REFUND)	\$0.00				\$21.00										
ZOVF OVERPAYMENT FUND - IN (FOREFT)	\$540.00														
ZOVR OVERPAYMENT (REFUNDED) - OUT	(\$528.00)														
ZPCOF PRISON CONSTRUCTION DUJ	\$8,021.00						\$458.81			\$83.20	\$353.62	\$81.57	\$67.32		
ZPRSU PROBATION SUBCHARGE (65.00 & \$10.00)	\$10,178.00		\$131.46		\$265.57	\$94.39	\$119.55			\$288.28	\$383.62	\$81.57	\$67.32		
ZPSEF PUBLIC SAFETY EQUIPMENT FUND	\$3,261.40		\$2.04			\$75.00				\$500.00	\$100.00				
ZPUBZ REGISTRAR OF CONTRACTOR	\$159.41					\$8.73									
ZRCA REGISTRAR OF CONTRACTOR	\$0.00														
ZRST RESTITUTION - TRUST ACCOUNT	\$0.00														
ZRST RESTITUTION IN	\$1,726.92		\$125.00		\$100.00	\$100.00									
ZROUT RESTITUTION OUT	(\$1726.92)									(\$326.00)					
ZSHWY STATE HIGHWAY 28-6991; 28-6993F	\$0.00														
ZSHWZ STATE HIGHWAY 28-710C	\$0.00														
ZSLPC DSNLY SUSP PLATE (CITY POLICE)	\$2,210.99														
ZSLPD DSNLY SUSP PLATE (DPS)	\$220.00														
ZSLPT DSNLY SUSP PLATE (TRIBAL POLICE)	\$270.00														

Posted Daily Totals:

Monthly Beginning Receipts:

Monthly Ending Receipts:

\$0.00	\$4,906.00	\$3,797.00	\$3,593.30	\$4,515.00	\$0.00	\$0.00	\$0.00	\$0.00	\$0.00	\$5,994.00	\$8,061.00	\$751.00	\$1,121.00	\$0.00	\$0.00
--------	------------	------------	------------	------------	--------	--------	--------	--------	--------	------------	------------	----------	------------	--------	--------

BONDS AT BEGINNING OF MONTH: 5305

BOND ALLOCATIONS POSTED THIS MONTH: = 15297.00

Bonds out. = 5951.00  
Bonds on way = 9546.00

	15	16	17	18	19	20	21	22	23	24	25	26	27	28	29	30	31	May Totals	YTD Bank Receipts Total			
		\$1,491.37	\$1,144.00	\$660.00	\$480.00				\$1,236.00	\$1,107.00	\$630.00	\$875.00						\$496.53	\$14,804.60	\$73,377.77	CASH	
		\$2,318.00	\$404.25	\$1,073.00	\$871.00				\$4,604.00	\$1,262.00	\$880.00	\$750.00						\$4,710.53	\$20,194.18	\$136,988.78	CHECK	
		\$1,061.00	\$290.00	\$390.00	\$843.00				\$2,625.00	\$1,162.00	\$477.00	\$717.00						\$2,301.00	\$21,845.00	\$111,485.14	CREDIT	
		\$4,870.37	\$1,798.25	\$2,083.00	\$2,194.00	\$0.00	\$0.00	\$0.00	\$8,465.00	\$3,531.00	\$1,567.00	\$2,242.00	\$428.40	\$0.00	\$0.00	\$0.00	\$0.00	\$67,272.18	\$332,069.34	\$2,027,004.21	TOTAL RE	
		(\$75.00)		(\$1,000.00)					(\$125.00)									(\$2,120.00)	(\$20,710.24)	(\$20,710.24)	DISB	
\$0.00	\$4,795.37	\$1,798.25	\$1,083.00	\$2,194.00	\$0.00	\$0.00	\$0.00	\$0.00	\$8,465.00	\$3,406.00	\$1,957.00	\$1,760.00	\$428.40	\$0.00	\$0.00	\$0.00	\$0.00	\$7,508.66	\$55,144.18	\$311,358.90	NET	
\$0.00	\$4,795.37	\$1,798.25	\$1,083.00	\$2,194.00	\$0.00	\$0.00	\$0.00	\$0.00	\$8,465.00	\$3,406.00	\$1,957.00	\$1,760.00	\$428.40	\$0.00	\$0.00	\$0.00	\$0.00	\$7,508.66	\$55,144.18	\$311,358.90	NET	
		\$1,500.00		\$75.00					\$208.99	\$190.38								\$117.00	\$58,787.88	\$5,378.76	ZATT	
		\$113.01	\$7.93	\$70.83	\$88.87				\$308.98	\$132.90	\$44.28	\$165.59	\$58.98					\$308.66	\$2,925.10	\$12,176.83	ZCEH	
		\$240.00	\$120.00	\$138.30	\$120.00				\$520.43	\$100.00	\$280.00	\$40.00	\$40.00					\$498.67	\$3,489.91	\$18,232.88	ZCEH	
		\$540.58	\$386.28	\$331.99	\$417.71				\$1,451.83	\$624.55	\$396.09	\$778.19	\$28.10					\$1,476.50	\$11,893.74	\$57,498.66	ZCJEF	
		\$320.80	\$36.56		\$240.80				\$721.80	\$22.35	\$173.54	\$80.20						\$50.65	\$301.82	\$3,288.20	ZCJEF	
		\$67.96	\$54.56	\$49.45	\$62.22				\$15.00	\$92.03	\$59.00	\$115.87	\$4.18					\$68.140	\$3,288.20	\$15,478.60	ZDGS	
		\$35.88	\$1.50						\$7.99	\$15.98	\$15.98		\$68.40					\$275.53	\$531.03	\$5,990.62	ZDZFA	
		\$910.17	\$622.79	\$551.06	\$567.89				\$1,942.97	\$1,184.37	\$689.26	\$1,375.73	\$19.78					\$2,977.94	\$19,684.18	\$93,676.50	ZFINE	
		\$80.53	\$54.25	\$49.45	\$62.21				\$216.24	\$93.03	\$59.00	\$115.92	\$4.16					\$216.09	\$1,767.69	\$8,463.43	ZFGSS	
		\$42.01	\$75.00						\$100.00									\$217.01	\$1,076.26	\$4,200.00	ZXDUI	
									\$0.00									\$0.00	\$0.00	\$0.00	ZZFA	
									\$490.65									\$490.65	\$6,866.39	\$28,911.00	ZZFA	
									\$0.00									\$0.00	\$0.00	\$0.00	ZZFA	
		\$7.00	\$37.26	\$14.00	\$21.00				\$7.00	\$14.00	\$28.00	\$35.00	\$14.00					\$35.00	\$366.36	\$1,929.80	ZZFA	
		\$13.00	\$69.29	\$26.00	\$39.00				\$1.41	\$1.41	\$2.82	\$5.00	\$2.00					\$1.41	\$31.98	\$122.44	ZZFA	
									\$3.26	\$3.26	\$6.52	\$26.00	\$26.00					\$6.52	\$3,583.40	\$7,412.00	ZZFA	
									\$100.75	\$18.75								\$3.26	\$1,144.00	\$4,028.58	ZZFA	
		\$162.26	\$50.00		\$337.26				\$12.33	\$12.33								\$12.33	\$1,107.28	\$279.90	ZZFA	
									\$401.57	\$172.76	\$109.56	\$215.26	\$7.76					\$408.43	\$3,289.90	\$15,900.22	ZZFA	
		\$149.52	\$101.23	\$91.84	\$115.53				\$12.33	\$12.33								\$12.33	\$21.00	\$54.00	ZZFA	
									\$0.00									\$0.00	\$0.00	\$0.00	ZZFA	
		\$448.90	\$146.75	\$131.00	\$125.00				\$192.40	\$100.00	\$80.00	\$50.00	\$40.00					\$7.00	\$1,599.01	\$7,650.01	ZZFA	
		\$100.00			\$112.28				\$305.64	\$140.03	\$140.30	\$257.24	\$40.00					\$382.42	\$3,145.53	\$13,863.53	ZZFA	
					\$4.32				\$107.60	\$0.87								\$882.60	\$4,144.00	\$16,921.00	ZZFA	
									\$17.26									\$30.22	\$189.63	\$189.63	ZZFA	
									\$0.00									\$0.00	\$0.00	\$0.00	ZZFA	
									\$125.00		\$100.00							\$625.00	\$2,381.92	\$2,381.92	ZZFA	
																		(\$625.00)	(\$2,381.92)	(\$2,381.92)	ZZFA	
																			\$0.00	\$0.00	\$0.00	ZZFA
																			\$0.00	\$0.00	\$0.00	ZZFA
																			\$2,210.99	\$2,210.99	\$2,210.99	ZZFA
																			\$0.00	\$0.00	\$0.00	ZZFA
																			\$0.00	\$0.00	\$0.00	ZZFA
																			\$270.00	\$270.00	\$270.00	ZZFA
\$0.00	\$4,795.37	\$1,798.25	\$1,083.00	\$2,194.00	\$0.00	\$0.00	\$0.00	\$0.00	\$8,465.00	\$3,406.00	\$1,957.00	\$1,760.00	\$428.40	\$0.00	\$0.00	\$0.00	\$0.00	\$7,508.66	\$55,144.18	\$311,358.90	NET	

Posted Monthly Total: \$56,144.18  
 Yearly Running Total: \$311,358.90  
 7/24/11  
 20903/18  
 of 1000000

MONTH END 20

AGENCY	DESCRIPTION	MONTHLY REVENUE	CITY GENERAL FUND	LOCAL COURT ENHANCEMENT	LOCAL JCEF	YAVAPAI CITY JAIL FEES	YAVAPAI TRIBAL POLICE	STATE TREASURER
ZAIT	ATTORNEY FEE INDIGENT	\$850.78	\$850.78					
ZCEF	CLEAN ELECTIONS	\$2,525.10						\$2,525.10
ZCEH	COURT ENHANCEMENT	\$3,893.91		\$3,893.91				\$11,893.74
ZCJEF	CRIMINAL JUSTICE ENHANCEMENT	\$11,893.74						\$50.65
ZCPRF	CHILD PASSSENGER RESTRAINT	\$50.65						\$1,261.61
ZDSD	DEFENSIVE DRIVING DIVERSION	\$3,288.20	\$3,288.20					\$1,718.26
ZDECJ	DRUG & GANG ENFORCEMENT	\$1,261.61						\$0.00
ZDEFP	DEFERRED PROSECUTION	\$15.00	\$15.00					\$0.00
ZDNAS	DNA STATE 3% & 7% SURCHARGE	\$1,718.26						\$0.00
ZDUA	DUI ABAATEMENT	\$0.00						\$0.00
ZFARE1	FARE 19%	\$531.03						\$531.03
ZFARE2	FARE 35%	\$246.50						\$246.50
ZFINE	BASE FINES	\$19,564.18	\$19,564.18					\$1,767.69
ZFORF	BOND FORFEITURES	\$0.00	\$0.00					\$217.01
ZFTGS	FILL-THE-GAP SURCHARGE (7%)	\$1,767.69						\$0.00
ZXDUI	XTRA DUI ASSMT	\$217.01						\$0.00
ZGFND	GENERAL FUND	\$0.00						\$0.00
ZHRED	HWY USERS TO DPS % REG 28-2533C	\$0.00						\$490.65
ZHR1	HIGHWAY USER OVERWEIGHT	\$490.65						\$0.00
ZHR3	HURF 28-2533C REGISTRATION	\$0.00						\$0.00
ZHRC	HURF TO CITY PD % REG 28-2533C	\$0.00						\$366.36
ZJCL	JCEF LOCAL TIME PAYMENT	\$366.36			\$366.36			\$12.24
ZJCLF	JCEF LOCAL FILING FEES	\$12.24			\$12.24			\$0.00
ZJCS	JCEF STATE TIME PAYMENT	\$680.39						\$680.39
ZJCSF	JCEF STATE FILING FEES	\$28.48						\$28.48
ZJF	JAIL (INCARCERATION) FEES	\$1,144.00				\$1,144.00		\$0.00
ZLCL	LOCAL COSTS/FEE WARRANTY/DEFAULT	\$1,302.86	\$1,302.86					\$0.00
ZLOCL	BONDS FORFEITED TO CITY GENERAL FUND	\$0.00	\$0.00					\$107.28
ZMISC	MISCELLANEOUS FEES	\$107.28						\$3,289.90
ZMSEF	MEDICAL SERVICES ENHANCEMENT	\$3,289.90						\$0.00
ZOVR	OVER PAYMENT REFUNDABLE	\$21.00			\$21.00			\$0.00
ZOVR	OVER PAYMENT FUND FORFEIT	\$0.00						\$21.00
ZOVR	OVERPAYMENT REFUNDED	(\$21.00)	(\$21.00)					\$1,599.01
ZPCOF	PRISON CONSTRUCTION DUI	\$1,599.01						\$3,145.53
ZPRSU	PROBATION SURCHARGE (\$5.00 & \$10.00)	\$3,145.53						\$882.60
ZPSEF	PUBLIC SAFETY EQUIPMENT FUND	\$882.60						\$30.22
ZPLUZ	PUBLIC DEFENDER FEES	\$30.22						\$0.00
ZRCA	REGISTRAR OF CONTRACTOR	\$0.00						\$625.00
ZRT	RESTITUTION IN	\$625.00		\$625.00				\$0.00
ZRST	RESTITUTION IN (TRUST)	\$0.00		\$0.00				(\$625.00)
ZROUT	RESTITUTION OUT	(\$625.00)	(\$625.00)					\$0.00
ZSHWY	STATE HIGHWAY 28-6991; 28-6993F	\$0.00						\$0.00
ZSHWZ	STATE HIGHWAY 28-710C	\$0.00						\$0.00
ZSLPC	DSPLY SUSP PLATE (CITY)	\$0.00						\$0.00
ZSLPD	DSPLY SUSP PLATE (DPS)	\$0.00						\$0.00
ZSLPT	DSPLY SUSP PLATE (TRIBAL)	\$0.00						\$0.00
	TOTAL REVENUE COLLECTED	\$60,903.18	\$25,158.52	\$3,893.91	\$378.60	\$1,144.00	\$0.00	\$30,328.15

BALANCE OF BONDS AT THE END OF THIS MONTH: \$ 9546.00

I, Judge William Magistrate of the Town of Camp Verde Precinct in Yavapai County Arizona, do hereby certify the foregoing is a true and correct account of the fees and fines collected by me for the month of May in the amount of: \$60,903.18

SIGNED: [Signature] DATE: 6-2-11

TOTAL REMITTED TO TOWN OF CAMP VERDE THIS REPORT BY CHECK NUMBER: 4421

**ARIZONA STATE TREASURER**  
**1700 West Washington, Phoenix, Arizona 85007-2812**  
**(602) 604-7800 FAX: (602) 542-7176**

**STATE REMITTANCE REPORT**

REPORT MAY2011

DEPOSITOR CODE # 6332

Depositor Name: CAMP VERDE MUNICIPAL COURT  
 Address: 473 SOUTH MAIN STREET, SUITE 107  
 CAMP VERDE AZ 86322

Preparer: Asst. Magistrate, Jacque P. Daughety *Ne*

Phone No.: 928-567-6635

**Negative amounts are not to be used on this form**  
 (Contact this Office for guidance regarding the handling of negative entries)

DESCRIPTION	STATUTE (ARS #)	AMOUNT
<b>FINES &amp; FEES</b>		
Confidential Inter Fund	08-135; 12-284D; 12-284.03A8	_____
Juvenile Family Counseling	08-263C	_____
Victim's Rights-Juvenile	08-418; 41-191.08	_____
AHCCCS	11-292	_____
JCEF-Filing Fees (ZJCSF)	12-284.03A7; 22-281C1; 22-404C1	28.48
JCEF-Time Payment (ZJCS)	12-113G; 12-116B	680.39
JCEF - Diversion Fee	12-113H	_____
JCEF- Probation Surcharge (ZPRSU)	12-114.01	3145.53
DNA Penalty Assessment (ZDNAS)	12-116.01C	1718.26
Domestic Violence	12-284.03A2	_____
Drug Prevention Res Center	12-284.03A1; 41-2402H	_____
Child Abuse	12-284.03A3	_____
Sex Offender Monitoring Fund	13-119	_____
Anti-Racketeering Fund	13-811B; 13-2314.01	_____
Drug & Gang Enforce Acct (ZDECJ)	13-811C; 41-2402	1261.61
Community Punishment Program Drug Fines	13-821; 12-299	_____
Citizens Clean Election Fund (ZCEF) 16-949D; 16-954C		2525.10
Game & Fish - Wildlife	17-313A	_____
AZ Lengthy Trial Fund	21-222	_____
Alternative Dispute Resolution Fund	22-281C2; 12-135; 12-284.03A5	_____
Mining Fees	27-208D	_____
Child Passenger Restraint (ZCPRF)	28-907C	50.65
DPS - Civil Penalty (HRFD)(HRFW)(ZHRF1 OV W) 28-2533C; 28-4139		490.65
DUI Abatement Fund (ZDU1A)	28-1304; 28-1382,3	00.00
Civil Penalties (General Fund)	28-737; 28-876; 28-2416	_____
AZ Highway Fines (HURF)(ZSLPD)28-5438F; 28-2533C		00.00
Victim Comp/Assistance	31-411F; 31-466B	_____
Registrar of Contractors (ZRCA)	32-1107; 1124; 1166	0000.00
MSEF Penalty Assessment (ZMSEF) 36-2219.01; 12-116.02F		3289.90
CJEF Penalty Assessment (ZCJEF)	41-2401; 12-116.01	11893.74
Arson Detection Reward Fund	41-2167D	_____
FTG Penalty Assessment 7% (ZFTGS) 41-2421J; 12-116.01B		1767.69
Prison Overcrowding Fund (ZPCOF)	41-1651	1599.01
Dept of Law - Crim. Cases	41-2421E4	_____

DESCRIPTION	STATUTE (ARS #)	AMOUNT
<b>FINES &amp; FEES (continued)</b>		
DUI, OUI Assess. (Gen. Fund) 5-395.01,(TIL 12-31-08) (ZXDUI)		217.01
DUI, OUI Assess 5-395.01(12-31-08& after)5-396,7;28-1381-3 (Public safety equip fund) 28-8284, 6-8;14-1723 (ZPSEF)		882.60
FARE General Services Fee		_____
FARE Delinquent Fee (FARE2)		246.50
FARE Special Collections Fee (ZFARE1)		531.03
FARE Installment Fee		_____
Constable Ethics Fund	11-445 80%	_____
Constable Ethics Fund	11-445 20%	_____
Photo Enforcement Fee	41-1722	_____
Photo Enforcement Service of Process Fee		_____

**OTHER FINES & FEES (describe and indicate ARS#)**

_____	_____	_____
_____	_____	_____
_____	_____	_____
<b>TAXES</b>		
Prior Year Real Property	42-208	_____
Property-Min School Tax	15-992B	_____
SRP in Lieu	48-243	_____
SRP Min School Tax	15-992B; 48-243	_____
Other in lieu	48-243	_____
County Education District	15-991.01A	_____
Personal Property	42-208	_____
Other Miscellaneous	42-208	_____
State Water Banking	48-3715.03; 45-2425	_____
C.A.W.C.D.	48-3715	_____
Groundwater Replenishment	48-3773.A3; 48-3772	_____

**90/10 REVENUE**

Mobile Home Relocation	33-1476.03	90%	_____
Mobile Home/Ins & Cost	33-1476.03	10%	_____

**TOTAL AMOUNT REMITTED:**

By Check	30,328.15
By Cr Advise (Wire)	_____
<b>TOTAL</b>	<b>30,328.15</b>

**For State Treasurer Use Only**

**NOTE:** Certain collected funds are required to be remitted directly to the State Treasurer, while others are remitted to other entities, i.e., the county treasurer or city treasurer. Only use this form to remit funds to the Arizona State Treasurer as required by the Arizona Revised Statutes (A.R.S.). For all other remittances, please check with your city or county treasurer. Keep a copy of all remittance reports for your records.



CAMP VERDE MUNICIPAL COURT  
MONTHLY REPORT

DESCRIPTION	JAN 2011	FEB 2011	MARCH 2011	APRIL 2011	MAY 2011	JUNE 2011	JAN THRU JUNE 2011
MISDEMEANOR & CR TRAFFIC FTA	55	42	51	59	36		243
DUI	19	3	4	17	11		54
SERIOUS TRAFF	0	1	1	1	2		5
CRIMINAL TRAFF	44	27	58	42	72		243
MISDEMEANORS SUBTOTAL	118	73	114	119	121	0	545
CIVIL TRAFFIC	175	191	151	166	212		895
HARASSMENT INJUNCTION	0	3	3	6			15
ORDER OF PROTECTION	1	1	2	2			9
TOTAL FILINGS	294	268	270	293	339	0	1464
IA/ARR IN CUSTODY	44		51	54	68		217
ATTY RESTITUTION	1098.16	52.00	920.30	1634.95	850.78		4556
LCL ORD FEES (Default/Warrant etc)	1496.32	2598.49	2198.27	2579.89	1302.86		10176
LCL CRT							
ENHANCEMENT	3544.26	3211.68	4072.44	3510.59	3893.91		18232.88
JCEF TO TOWN	362.74	353.04	477.41	389.99	378.60		1961.78
YAV. CTY JAIL FEES	1083.75	368.78	989.77	442.28	1144.00		4028.58
YAN TRIBAL POLICE	0.00	0.00	270.00	0.00	0.00		270.00
STATE TREAS.	27574.27	29210.33	35563.79	30758.87	30328.15		153435.41
TOWN TREAS.	21472.17	26896.83	30020.34	26804.25	25158.52		130352.11
TOTAL CHECK	54037.19	60040.66	71393.75	61905.98	60903.18	0.00	308280.76

#####

72

1464

545

# LIMITED JURISDICTION COURTS MONTHLY STATISTICAL REPORT

## Page 1 Processing

Court ID: 1354

County: CAMP VERDE MUNICIPAL COURT

Report Month/Year: May 2011

<b>CRIMINAL TRAFFIC</b>				
	D.U.I. (a)	Serious* Violations (b)	All Other Violations (c)	TOTAL (d)
Pending 1st of Month	31	4	365	400
Filed	11	2	72	85
Transferred In	0	0	0	0
<b>SUBTOTAL</b>	<b>42</b>	<b>6</b>	<b>437</b>	<b>485</b>
Transferred Out	0	0	0	0
Other Terminations	4	2	62	68
<b>TOTAL TERMINATIONS</b>	<b>4</b>	<b>2</b>	<b>62</b>	<b>68</b>
Statistical Correction	0	0	0	0
Pending End of Month	38	4	375	417

\*A.R.S. 28-661 (if misdemeanor), -662,-663,-664,-665,-693,-708. See Instructions.

<b>TRAFFIC FAILURE TO APPEAR**</b>								
Pending 1st of Month	Filed	Trans In	SUB-TOTAL	Trans Out	Other Term.	TOTAL TERM.	Stat. Corr.	Pending End of Month
229	8	0	237	0	7	7	0	230

**\*\*READ:** These are FORMAL FTA FILINGS AND DISPOSITIONS CHARGING ANOTHER CRIMINAL OFFENSE, not bench warrants for failure to appear. FTA filings should also have original traffic complaint recorded in the CRIMINAL TRAFFIC SECTION above until that traffic filing has been terminated. Issuing a bench warrant or an FTA does not terminate the traffic filing.

Criminal Traffic/FTA Court Trials Held: **0**      Criminal Traffic/FTA Jury Trials Held: **0**

<b>CIVIL TRAFFIC</b>									
Pending 1st of Month	Filed	Trans In	SUB-TOTAL	Trans Out	Default Judg-ment	Other Term.	TOTAL TERM.	Stat. Corr.	Pending End of Month
247	212	0	459	0	5	174	179	0	280

Civil Traffic Hearings Held: **3**

<b>VIOLATIONS OF A.R.S. 28-702.01 AND 28-702.04</b> (Part of Civil Traffic Above)					
Filed	80	Trans In	0	TOTAL	80

# LIMITED JURISDICTION COURTS MONTHLY STATISTICAL REPORT

Court ID: 1354

Page 2 Processing

County: CAMP VERDE MUNICIPAL COURT

Report Month/Year: May 2011

## MISDEMEANOR

	Pending 1st of Month (a)	Filed (b)	Trans In (c)	SUB TOTAL (d)	Tran Out (e)	Other Term (f)	TOTAL TERM (g)	Stat. Corr. (h)	Pending End of Month (j)
Misdemeanor (Non-Traffic)	571	<del>128</del>	0	<del>598</del> 599	0	42	42	0	<del>556</del> 557
Failure to Appear (Non-Traffic)	0	0	0	0	0	0	0	0	0
<b>TOTAL</b>	571	<del>128</del>	0	<del>598</del> 599	0	42	42	0	<del>556</del> 557

## TRIALS HELD

Misdemeanor Court/FTA Trials Held: 0      Misdemeanor/FTA Jury Trials Held: 0

## FELONY

*Filed  
06-7-11*

	Pending 1st of Month (a)	Filed (b)	Trans In (c)	SUB TOTAL (d)	Trans Out (e)	Other Term (f)	TOTAL TERM (g)	Stat. Corr. (h)	Pending End of Month (j)
	0	<del>1</del>	0	<del>10</del>	0	0	0	0	<del>10</del>

Felony Preliminary Hearings Held: 0      Felony, Misdemeanor, Criminal Traffic Initial: Appearances: 68

## LOCAL NON-CRIMINAL ORDINANCES

	Pending 1st of Month	Filed	SUB- TOTAL	Terminated	Stat. Corr.	Pending End of Month
Parking	0	0	0	0	0	0
Non-Parking	0	0	0	0	0	0
<b>TOTAL</b>	0	0	0	0	0	0



LIMITED JURISDICTION COURTS MONTHLY STATISTICAL REPORT

Page 4 Processing

Court ID: 1354

County: CAMP VERDE MUNICIPAL COURT

Report

Month/Year: May 2011

WARRANTS OUTSTANDING

TRAFFIC WARRANTS OUTSTANDING

D.U.I.	112
Serious Violations	8
All Other Violations	570
<b>TRAFFIC TOTAL</b>	<b>690</b>


CRIMINAL WARRANTS OUTSTANDING

Felony	0
Misdemeanor	551
<b>CRIMINAL TOTAL</b>	<b>551</b>

MAIL BY THE 20TH WORKING DAY OF MONTH:

Arizona Supreme Court  
Administrative Office of the Courts  
1501 W. Washington St., Suite 410  
Phoenix, AZ 85007-3327

ATTN: Research/Statistics Unit  
(602) 542-9376

  
Signature of the Judge/Magistrate (or designee)

  
Name of Preparer

  
Date of Preparation

Planning & Zoning  
Monthly Report

May 2011

**May 1 through 25, 2011**

- The Town Manager, Mike Jenkins & Jenna Owens reviewed and included track changes to the draft Planning & Zoning Ordinance rewrite as provided by the Town Council at their Public Hearings of April 27<sup>th</sup> and May 11<sup>th</sup>.

**May 10, 2011**

- Mike Jenkins Participated in a field trip evaluation with the Town Manager & Staff to evaluate underutilized Town Property.

**May 11, 2011**


- Mike Jenkins facilitated the Public Hearing with Council for draft Planning & Zoning Ordinance rewrite with Jenna Owens following track changes as the document master editor.

**May 12, 2011**

- Community Development Staff participated in the Incode Mapping Module Training.

**May 25, 2011**

- Mike Jenkins facilitated the Public Hearing with Council for the draft Planning & Zoning Ordinance Rewrite with Jenna Owens following track changes as the document master editor.



## Public Works Monthly Report for May 2011

**Streets Division:** The Crack seal project was completed; they repaired approximately 48 lane miles on 30 Town roads. Bladed Oasis Road and Old Hwy. 279. On 15 streets, patched and filled pot holes. Worked on signs; repairing 18 and installing 5 new ones. Broomed approximately 30 streets in preparation of stripping. Hauled away over 17 tons of trash illegally dumped in the Streets Yard on Old Hwy. 279. Cleaned and reconstructed a portion of sliding embankment on Salt Mine Road. General maintenance on Backhoe, Broom and Water Truck. Pre-mixed approximately 150 yards of material for shoulder repairs.

**Engineering:** Ron has attended meetings with Yavapai County Flood Control, ADOT, and VVTP. Completed the purchase transaction of the Public Works Yard on Industrial Drive. Staff attended ADOT training session on Right of Way for Federally funded projects.

**Parks and Recreation: Parks and Recreation:**

**Maintenance:** Staff has been working to prepare the pool, parks and ball fields for the summer. Plantings on Main Street, removal of the gas line on the 200 building prior to the re-roof project. Ran Cat 6 line from the server room to the Council Chambers. Made repairs to the audio in the Council Chambers.

**Stormwater:** Worked with GHD to obtain a more cost effective solution to the Finnie Flat/Cliffs Parkway Drainage Channel. Worked with the Army Corp. Engineers to obtain permission to repair the culverts on Verde Lakes Drive.

TOWN OF CAMP VERDE MUNICIPAL IMPACT FEES  
 MONTHLY REPORT: May 2011

NAME	ADDRESS	POLICE	GEN GOV	LIBRARY	PARKS & REC	FEES/MONTH	FEES/YEAR	DATE
SFR		\$275,000	\$578,000	\$549,000	\$1,225,000	Unit Fee: \$2627.00		
TOTAL		\$0.00	\$0.00	\$0.00	\$0.00		\$7,881.00	
MANUFACTURED HOMES		\$249,000	\$523,000	\$497,000	\$1,109,000	Unit Fee: \$2978.00		
TOTAL		\$0.00	\$0.00	\$0.00	\$0.00		\$14,268.00	
MULTI-FAMILY		\$300,000	\$630,000	\$599,000	\$1,336,000	Unit Fee: \$2895.00		
TOTAL		\$0.00	\$0.00	\$0.00	\$0.00		\$0.00	



TOWN OF CAMP VERDE MUNICIPAL IMPACT FEES  
MONTHLY REPORT: May 2011

NON-RESIDENTIAL	ADDRESS/DF CODE	SQ FT	POLICE	GEN GOV	LIBRARY	PARKS & REC	FEES/MONTH	FEES/YTD	DATE
			\$0.00	\$0.00	\$0.00	\$0.00	\$0.00	\$0.00	
<b>TOTAL</b>			\$0.00	\$0.00	\$0.00	\$0.00	\$0.00	\$0.00	
OTHER NON-RESIDENTIAL	ADDRESS/DF CODE	SQ FT	POLICE	GEN GOV	LIBRARY	PARKS & REC	FEES/MONTH	FEES/YTD	DATE
<b>TOTAL</b>			\$0.00	\$0.00	\$0.00	\$0.00	\$0.00	\$0.00	
REVENUE ACCOUNTS									
			POLICE	GEN GOV	LIBRARY	PARKS & REC	FEES/MONTH	FEES/YTD	
			\$0.00	\$0.00	\$0.00	\$0.00	\$0.00	\$22,149.00	
TOTAL REVENUE									
			POLICE	GEN GOV	LIBRARY	PARKS & REC			
			\$2,319.00	\$4,872.00	\$4,629.00	\$10,329.00			
Year to Date Totals by Category									
			YTD Total	YTD Total	YTD Total	YTD Total			
			\$2,319.00	\$4,872.00	\$4,629.00	\$10,329.00			
TABLE ONE DEVELOPMENT FEES									
			Police	Gen Gov	Library	Parks & Rec	Total		
Residential/Per Unit									
			\$275.00	\$578.00	\$549.00	\$1,225.00	\$2,627.00		
			\$300.00	\$630.00	\$599.00	\$1,336.00	\$2,865.00		
			\$249.00	\$523.00	\$497.00	\$1,109.00	\$2,378.00		
Non-Residential									
			\$1,336.00	\$312.00			\$1,648.00		
			\$1,048.00	\$268.00			\$1,316.00		
			\$917.00	\$234.00			\$1,151.00		

TOWN OF CAMP VERDE MUNICIPAL IMPACT FEES  
MONTHLY REPORT: May 2011

820 Com/Shop Ctr 100,001-200,000 SF	\$794.00	\$208.00	\$1,002.00
820 Com/Shop Ctr over 200,000 SF	\$681.00	\$187.00	\$868.00
710 Office/Inst 10,000 SF or less	\$527.00	\$420.00	\$947.00
710 Office/Inst 10,001-25,000 SF	\$427.00	\$388.00	\$815.00
710 Office/Inst 25,001-50,000 SF	\$364.00	\$367.00	\$731.00
710 Office/Inst 50,001-100,000 SF	\$310.00	\$347.00	\$657.00
720 Medical-Dental Office	\$841.00	\$380.00	\$1,221.00
610 Hospital	\$409.00	\$317.00	\$726.00
770 Business Park	\$297.00	\$296.00	\$593.00
110 Light Industrial	\$162.00	\$217.00	\$379.00
140 Manufacturing	\$88.00	\$168.00	\$256.00
150 Warehousing	\$115.00	\$120.00	\$235.00
<b>Other Non-Residential</b>			
320 Lodging (per room)	\$131.00	\$67.00	\$198.00
565 Day Care (per student)	\$104.00	\$15.00	\$119.00
620 Nursing Home (per bed)	\$55.00	\$34.00	\$89.00

PROJECTS: ALL  
 APPLIED DATES: 0/00/0000 THRU 99/99/9999  
 ISSUED DATES: 5/01/2011 THRU 5/31/2011  
 EXPIRE DATES: 0/00/0000 THRU 99/99/9999  
 STATUS: ALL

PROJECT	ISSUE DATE	NAME	LOCATION	CONTRACTOR	DESCRIPTION	PROJ TYPE
20110066	5/02/2011	CAMP VERDE UNIFIED SCHOOL D	1326 MONTEZUMA CASTLE HWY	DIAMOND	NEW COMMERCIAL	11-NEW COM
20110106	5/12/2011	PACKAGING I, LLC	3850 CHERRY CREEK N	LOVEN	FENCE	FENCE
20110107	5/09/2011	BUCHANAN, ALAN	386 YAQUI CIR	OWNER	REPLACE COV DECK/STAIRS	PORCH/PAT
20110108	5/02/2011	PEARSON'S SIGN CO.	24 FINNIE FLAT RD.	OWNER	ADMINISTRATIVE REVIEW	Z-ADMIN
20110109	5/02/2011	PEARSON'S SIGN CO.	24 FINNIE FLAT RD	OWNER	POLE SIGN	SIGN
20110110	5/05/2011	WRIGHT, LARRY	1793 CENTRAL LN N	OWNER	RESIDENTIAL DEMOLITION	DEMO-RES
20110111	5/12/2011	HUMMEL, CHARLES	1962 MONTEZUMA HEIGHTS RD	PRESMYK&SO	RESIDENTIAL ACCESSORY BUILD	RES ACC
20110112	5/09/2011	White Hills Winery, LLC	348 S. MAIN ST. 17	OWNER	ADMINISTRATIVE REVIEW	Z-ADMIN
20110113	5/17/2011	THE WILLOWS-MIRIAM SCOGGINS	1487 W. HORSESHOE BEND 37	WILSON&SON	RESIDENTIAL ADDITION	PORCH/PAT
20110114	5/10/2011	GEORGIA, MICHAEL D	1850 MONDALE	OWNER	RESIDENTIAL DEMOLITION	DEMO-RES
20110115	5/17/2011	HANCOCK, ALLEN C	3459 SAGUARO LN S	GUERRAMOB	MANUFACTURED HOME	MH
20110116	5/16/2011	GARFIDE, KEITH M	2971 CAROL WAY E	OWNER	RESIDENTIAL ACCESSORY BUILD	RES ACC
20110117	5/11/2011	EWIN, MARK & TERRI	1800 DICKISON CIR	MCDONALD	RESIDENTIAL PLUMBING	PLB-RES
20110118	5/17/2011	WRIGHT, LARRY	1973 CENTRAL LN N	CO	MANUFACTURED HOME	MH
20110120	5/12/2011	GODFREY, MARK	2980 CLOVERLEAF RANCH RD	OWNER	RESIDENTIAL DEMOLITION	DEMO-RES
20110121	5/17/2011	TAX INVESTORS LLC	4125 CLEAR CREEK DR E	GUERRAMOB	MANUFACTURED HOME	MH
20110122	5/18/2011	CRAIG, COLLEEN	650 HITCHING POST S	FOGELSONCO	CONVERSION	05-CONV
20110123	5/24/2011	NOGUEZ, ROGELIO	87 W. CHAROLAIS DRIVE	OWNER	WALL SIGN	SIGN
20110124	5/23/2011	TOWN OF CAMP VERDE	395 MAIN ST S BLD 3	GOETTLISHG	COMMERCIAL MECHANICAL	MECH-COM
20110125	5/24/2011	NOGUEZ, ROGELIO	87 W. CHAROLAIS DR.	OWNER	TEMPORARY USE PERMIT	Z-TEMPUSE
20110127	5/31/2011	TOWN OF CAMP VERDE	473 MAIN ST S	PETMECPUM	COMMERCIAL PLUMBING	PLB-COM
20110129	5/31/2011	HANCOCK, ALLEN C	3459 SAGUARO LN	OWNER	RESIDENTIAL ELECTRICAL	ELE-RES

\*\*\* TOTALS \*\*\* NUMBER OF PROJECTS: 22 VALUATION: 123,760.40 FEES: 4,491.37

06/01/2011 10:19 AM  
 PROJECTS: ALL  
 APPLIED DATES: 0/00/0000 THRU 99/99/9999  
 ISSUED DATES: 5/01/2011 THRU 5/31/2011  
 EXPIRE DATES: 0/00/0000 THRU 99/99/9999  
 STATUS: ALL

PROJECT VALUATION AND FEE REPORT

\*\*\* SEGMENT RECAP \*\*\*

PROJECT SEGMENT -- DESCRIPTION	# OF SEGMENTS	VALUATION	FEE
04-RES - RESIDENTIAL ACCESSORY BL	2	18,600.00	625.02
05-CONV - CONVERSION	1	14,686.10	439.56
06-RESREP - RESIDENTIAL REPAIR	1	1,260.00	104.04
11-NEW - NEW COMMERCIAL BUILDING	1	18,000.00	908.82
DEMO-RES - RESIDENTIAL DEMOLITION	3	10,400.00	150.00
ELE-RES - RESIDENTIAL ELECTRICAL	2	1,100.00	93.80
FENCE - FENCE	1	38,000.00	972.20
MECH-COM - COMMERCIAL MECHANICAL	1	4,684.30	100.00
MH - MANUFACTURED HOME	3	8,500.00	765.00
PLB-COM - COMMERCIAL PLUMBING	1	2,400.00	0.00
PLB-RES - RESIDENTIAL PLUMBING	1	3,000.00	50.00
PORCH/PAT - PORCH/PATIO/DECK	1	960.00	88.93
SIGN-POLE - POLE SIGN	1	2,000.00	76.00
SIGN-WALL - WALL SIGN	1	470.00	18.00
Z-ADMIN - ADMINISTRATIVE REVIEW	2	0.00	100.00
Z-TEMPUSE - TEMPORARY USE	1	0.00	0.00
*** TOTALS ***	23	123,760.40	4,491.37

06/01/2011 10:19 AM  
 PROJECTS: ALL  
 APPLIED DATES: 0/00/0000 THRU 99/99/9999  
 ISSUED DATES: 5/01/2011 THRU 5/31/2011  
 EXPIRE DATES: 0/00/0000 THRU 99/99/9999  
 STATUS: ALL

PROJECT VALUATION AND FEE REPORT

\*\*\* BUILDING CODE RECAP \*\*\*

BUILDING CODE - DESCRIPTION	# OF PROJECTS	# OF SEGMENTS	VALUATION	FEES
*BLANK* - *BLANK*	3	4	20,160.00	757.75
ADMIN - ADMINISTRATIVE REVIEW	2	2	0.00	100.00
CONV - CONVERSION	1	1	14,686.10	439.56
DEMO-RES - RESIDENTIAL DEMOLITION	3	3	10,400.00	150.00
ELE-RES - RESIDENTIAL ELECTRICAL	1	1	500.00	50.00
FENCE - FENCE	1	1	38,000.00	972.20
H-234 - HIGH HAZARD	1	1	18,000.00	908.82
MECH-COM - COMMERCIAL MECHANICAL	1	1	4,684.30	100.00
MH - MANUFACTURED HOME	3	3	8,500.00	765.00
PLB-COM - COMMERCIAL PLUMBING	1	1	2,400.00	0.00
PLB-RES - RESIDENTIAL PLUMBING	1	1	3,000.00	50.00
PORCH - PORCH/PATIO/DECK	1	1	1,260.00	104.04
SIGN-POLE - POLE SIGN	1	1	2,000.00	76.00
SIGN-WALL - WALL SIGN	1	1	170.00	18.00
Z-TEMP - TEMPORARY USE PERMIT	1	1	0.00	0.00
*** TOTALS ***	22	23	123,760.40	4,491.37

SELECTION CRITERIA

REPORT SELECTION

PROJECT RANGE FROM: THROUGH ZZZZZZZZZZ  
 PROJECT STATUS: All  
 CONTRACTOR: All  
 PROJECT TYPE: All  
 SEGMENT: All  
 VALUATION RANGE FROM: 0.00 THROUGH 999,999,999.99

PROJECT DATES

APPLIED RANGE FROM: 00/00/0000 THROUGH 99/99/9999  
 ISSUED RANGE FROM: 05/01/2011 THROUGH 05/31/2011  
 USE SEGMENT DATES: NO  
 EXPIRE RANGE FROM: 00/00/0000 THROUGH 99/99/9999  
 USE SEGMENT DATES: NO

PRINT OPTIONS

TOTALS ONLY: NO  
 INCLUDE SEGMENTS: NO  
 COMMENT CODES: None

\*\*\* END OF REPORT \*\*\*

TOWN OF CAMP VERDE COMMUNITY DEVELOPMENT DEPARTMENT  
MONTHLY REPORT: May 2011

TOTAL PERMITS FOR MONTH: 22

EMPLOYEE TRAINING:

ZONING COMPLAINTS FOR THE MONTH:

Files Continued from Previous Month	17
New Files (started/investigated)	3
Files Closed (in compliance)	9
Property Inspections Performed	18
Zoning Violations Issued	1
Courtesy Letters Sent	3
Citations Issued	0
Civil Hearings	0
Criminal Complaints Filed	0

MISCELLANEOUS DUTIES PERFORMED

Zoning Clearances	9
Misc. Site Inspections	3
Misc. Meetings	23
Town Postings	10
Business License Review	7
Business License Site Inspections	5
Document Transmittals	4

PLAN REVIEWS FOR THE MONTH: 7

INSPECTIONS FOR THE MONTH: 40

VIOLATIONS FOR THE MONTH: 1

Grading w/o permit:	1
Building w/o permit:	

Building	Planning	Total
255	266	521
113	39	152

PHONE CALLS RECEIVED:

CUSTOMERS ASSISTED:

Camp Verde Marshal's Office  
Monthly Statistical/Activity Report

Incidents	May 2010	May 2011	Fiscal Year-to-date
Abandoned Vehicles	7	4	50
Alarm	8	9	169
Assaults - Felony	2	1	16
Assaults - Misdemeanor	5	2	59
Animal Calls	65	72	841
Alcohol Offenses	3	3	23
Agency Assists	115	149	1231
Attempt to Locate	24	12	125
Burglary - Residence	3	0	34
Burglary - Business	0	6	23
Child Abuse/Neglect	0	3	10
Citizen Dispute/Assist	80	96	991
Civil Problem	1	5	26
Criminal Damage	12	13	131
Controlled substance/Drugs	6	14	98
Dead Body	1	1	16
Disorderly Conduct	9	11	133
Domestic Violence	11	9	110
DUI - alcohol or drugs	9	8	54
Fraud	4	5	54
Fire	5	6	30
Fireworks	0	2	9
Harassment	15	7	106
Juvenile runaway	1	4	26
Juvenile problems	27	20	210
Kidnapping/Custodial Interference	1	0	8
Lost or Found property	6	4	73
Littering	0	2	11
Missing Person	1	0	11
Misc. Incident	<b>88</b>	<b>147</b>	<b>841</b>
Noise Disturbance	12	17	124
Parking problem	7	3	60
Recovered Stolen Vehicle/Property	1	1	9
Serve Court Papers	7	5	47
Sex Offenses	2	2	14
Suicide	1	0	6
Suspicious activity	69	116	854
Traffic Accidents	20	16	190
Traffic Hazards	11	7	108
Threatening	4	1	28
Traffic Offenses	316	344	2411
Trespassing	3	4	68
Theft	12	16	164
Auto theft	1	1	14
Violation of Court Order	2	1	25
Warrant Arrest	10	2	42
Welfare Check/property check	36	74	344
Weapons Offense	3	7	44

**Total Incidents      1026                  1232                  10071**

*Monthly Change*                                  =    **16.72%**



# **Library Director's Report**

## **May 2011**

### **Statistical Report**

We have been learning the new statistical program that comes with our new library automation system. We are now at a point where we can start reporting some monthly statistics. They will be on a separate sheet attached to this report. Over the next few months, we will be adding to the sheet and revising figures as we get a better handle on this program. I can inform you that 1769 people walked into the library in May. There were 283.25 work hours volunteered in May.

---

### **Physical Changes to the Current Library / New Library Developments**

There was no major work done on the building this month. We are waiting for 3 new HVAC units to be installed June 13<sup>th</sup>.

We are still looking into various enhancements we can make to our building and surrounding environment with our capital improvements money.

### **Books Videos, Computer Updates**

In May, we added 155 items to the collection including 4 audio books. We now have all of our new staff computer in place. We seem to have a solid connection to the town network and will be connecting individual staff computers to that network.

Our public access computers have been getting a lot of use. There have been a few times when all 10 machines in the adult area were in use at the same time. We are very pleased to be able to provide this service.

### **Programs & Activities**

In May, we hosted 4 adult programs, 3 children's program, 1 program for teens, 1 program for all ages, and 2 school visits. We had a total of 88 adults 5 teens and 75 children at our programs. We are also looking at free and low cost programs for adults and kids. We have finished the classes for our LSTA grant project. A report will be coming soon.

We were treated to a pot-luck lunch by the residents of the Verde View Senior Apartments. They wanted to thank us and other community organizations for what we do for them.

Our program on E-readers was a great success. We will probably repeat it next year. We had a representative from the Barnes & Noble book store in Prescott demonstrate their new Nook e-reader and answer user's questions. Our senior computer programs focused on computer basics. That seems to be what they needed. We will continue that focus next year along with highlighting library computer services

## **Funding & Fund Raising**

The Library Endowment continues to hold their monthly book sales. These sales bring in between \$500 & \$600 per month.

We continue working on the 2011 / 2012 library budget with a meeting with council on June 8<sup>th</sup>. We continue to be on the lookout for grants and gift to supplement our budget. Hopefully we only have 1 or 2 more years of tight budgets to get through. .

The Basha's "Shop and Give" program is in finished for another year. You will be able to link your Thank You cards to the numbers for the Library Endowment (23066) and CCCVL (25034) when the program resumes again in the fall. You may attach up to 3 numbers to your Thank You Card and your shopping dollars will be split that many ways.

---

## **Publicity**

Library related publicity reported on our program on e-readers. The program answered many questions that our patrons had. I am sure we will do it again.

## **Meetings Attended**

Peggy attended a Youth Services workshop in Prescott Valley on May 4th. Jan attended 2 circulation meetings on May 5<sup>th</sup> and 19<sup>th</sup>. I attended a network managers meeting on ay 12<sup>th</sup>. We discussed moving our system's administrator to county facilities and under the county informational technology department. This seems to be a better arrangement for all involved. There were no other meetings attended.

## **Miscellaneous Items**

There are still no new developments for us with the State / County broadband connections. I am waiting for answers to questions I posed in February to determine if we should participate in this program. In better times, this would be an easier question. We need to be careful how we spend limited resources.

Our final classes related to Alice's LSTA Grant went very well and were enthusiastically attended. I will report on it when Alice completes her report to the state library.

VER		BOOKS AND MAGAZINES		AUDIO/VISUAL		AUDIO		VIDEO		CD		*OTHER		TOTAL CIRC		# ADULT PROG. ATTEND.		# YU (0-14) PROG. ATTEND.		TOTAL ATTEND.	
MONTH	ADULT	YA	JUV	EXCH.	*PB	JUV	ADT	JUV	ADT	JUV	ADT	JUV	ADT	JUV	ADT	PROG.	ATTEND.	PROG.	ATTEND.	PROG.	ATTEND.
July	2712	247	996	219			74	105	418	87		52		4910	5	58	1	3	3	73	143
August	2805	160	1384	252			85	151	388	69		57		5351	5	54	0	1	3	41	104
September	3006	131	1724	221			103	181	433	49		34		5882	2	70	1	4	10	115	189
October	2911	125	1390	195			101	185	364	46		46		5363	11	88	1	8	8	96	212
November	2804	163	1311	214			104	163	359	31		60		5209	9	58	1	1	8	104	163
December	2761	155	1184	230			68	125	376	46		44		4989	9	34	2	0	4	76	125
January	2907	140	1280	247			70	124	422	60		34		5284	6	48	2	1	7	107	156
February	2800	175	1378	212			70	167	401	20		44		5267	6	68	2	15	6	68	151
March	3075	165	1510	341			39	150	298	37		31		5646	5	97	2	14	12	135	246
April	2729	278	1344	210			71	135	303	9		11		5090	7	128	1	1	8	101	230
May	2617	223	1170	279			67	161	296	15		22		4850	4	88	2	5	5	75	168
June														0							0
YTD	31127	1962	14671	2620			0	852	1647	4058	469	435		57841	69	791	15	53	74	991	1887

NOTE: The count for attendance at each type of program should include all persons in attendance, no matter what age.

\*\*OTHER\*\* means puzzles + all renewals + ILLs borrowed.

\*\*Periodicals and magazines, unless individually barcoded, will go under paperback exchange (PB EXCH.)

VER	MONTH	REFERENCE		HITS AGAINST ELECTRONIC RESOURCES		INTERLIBRARY LOAN		VOLUNTEER HOURS		
		NO. OF REQUESTS COMPLETED	INCOMPLETE REQUESTS SENT TO OTHER LIBS. OR LIB. DISTRICT	***LOCAL RESOURCES	***REMOTE RESOURCES	BORROWED FROM ARIZ. LIBRARIES	BORROWED FROM OUT OF STATE LIBRARIES		LOANED TO ARIZ. LIBRARIES	LOANED OUT OF STATE
	July					874	11	40	12	219
	August					1166	37	40	17	277
	September					1473	19	24	10	280.5
	October					1225	17	34	12	226
	November					1227	22	49	11	207
	December					1076	21	31	13	214
	January					1305	13	24	10	226
	February					1413	14	41	13	229.5
	March					1515	16	39	9	276.5
	April					1260	6	28	18	220.75
	May					973	20	34	14	283.25
	June									
	YTD	0	0	0	0	13507	196	384	139	2659.5

Unless you have counting software, "HTS" statistics will be taken in October and April only. You will be notified of the day.  
**A hit is counted every time the "search" command is used.**

\*\*\*"Local Resources" means use of resources paid for by the library used by patrons in the library.

\*\*\*\*"Remote resources" means use of library equipment to gain access to resources not paid for by the library.