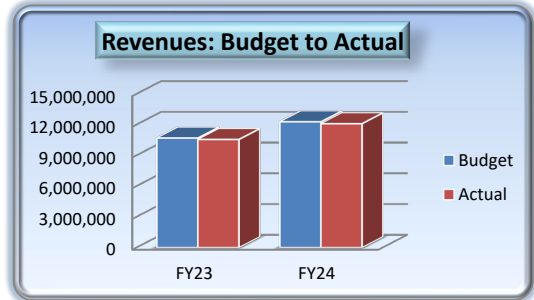


TOWN OF CAMP VERDE
General Fund Report
FY24 - 3rd QTR ending March 2024

GENERAL FUND REVENUES

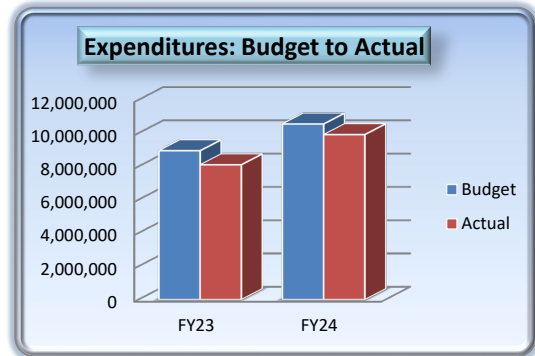
	FY 23-24 Budget	FY 23-24 Actual	% of Budget Received
Local Taxes	8,489,000	5,928,556	70%
Franchise Fees	329,000	289,055	88%
State Sales Tax	1,843,200	1,392,547	76%
Urban Revenue Sharing	3,283,430	2,466,210	75%
Vehicle License Tax	1,051,185	760,022	72%
Other Revenues	1,374,180	1,254,168	91%
TOTAL	16,369,995	12,090,558	74%



Total General Fund revenues are 1% short of budget due to the shortage of Local Taxes through March. However, Franchise Fees and new development Permit fees offset much of that shortage. Furthermore, Local TPT revenues finally start to climb in April. FY24 seems to be coming back strong which is a huge relief and a great launching pad for FY25. Total General Fund Revenues may come in right on budget with the surpluses in Development fees, Franchise fees and State Sales Tax.

GENERAL FUND EXPENDITURES by DEPARTMENT

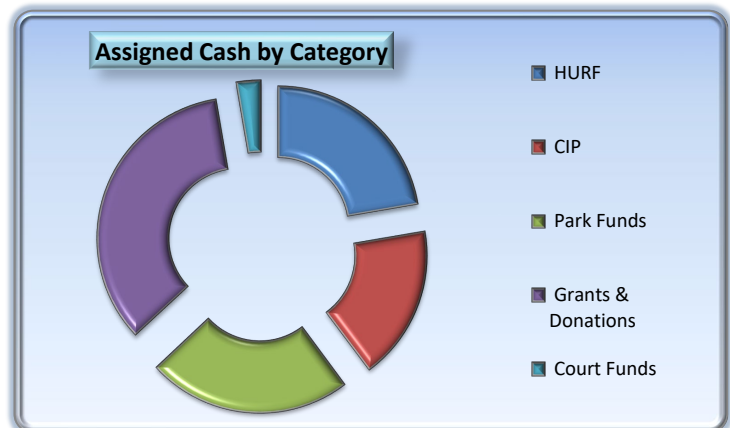
	FY 23-24 Budget	FY 23-24 Actual	% of Budget Expended
General Admin	4,017,235	2,867,914	71%
Court	478,830	324,696	68%
Public Works	1,995,595	1,377,350	69%
Utilities	258,180	147,060	57%
Community Development	1,124,365	731,514	65%
Marshall's Office	4,570,885	3,316,508	73%
Library	838,130	603,435	72%
Parks & Rec	786,535	547,077	70%
TOTAL	14,069,755	9,915,554	70%



All General Fund departments are well below there budget numbers through March. Department heads and Supervisors have worked hard to give themselves room in case revenues stayed low. However, with revenues finally on the uptake, the Town can relax a bit and release the restrictions on monthly expenses. Unrestricted Fund Balance is moving closer to the expected end of year amount of \$4 million.

CASH

Bank Accounts	
Pooled Checking	786,396
Payroll Checking	12,610
LGIP Investments	6,418,093
Revolving Home Loan	115,872
US Bank/BNY Accounts	702,544
Due from Utilities	1,628,570
TOTAL CASH	9,664,085
Assigned Cash	(5,919,018)
Unassigned Cash	3,745,067



Town of Camp Verde

Restricted Balances

Mar 2023

CASH

Bank Accounts*	Mar 2023	Dec 2023	Jun 2023
Chase Main	786,396	3,158,105	880,532
Chase Payroll	12,610	10,718	17,305
LGIP Combined	6,418,093	4,004,421	5,173,930
Stifel Nicolaus	0	0	0
Chase Housing	115,872	115,853	115,831
US Bank & BNY Projects	702,544	719,477	2,019,383
Grant Receivables			
Sewer Equity (-)	1,628,570	905,221	2,735,622
	9,664,085	8,913,795	10,942,603

* - Book Values

ASSIGNED FUNDS

Category	Mar 2023	Dec 2023	Jun 2023
CIP FUNDS	1,036,345	1,015,411	879,252
Park Funds	1,376,184	1,395,248	1,132,473
Court	158,296	153,705	146,259
Grants			
Non-Federal	206,763	167,273	0
Federal	20,133	14,857	0
CDBG	0	0	0
911 Funds	1,361	1,361	1,361
Home Grant Funds	273,601	273,583	123,561
Restricted Fund	424,727	442,762	487,814
ARPA	1,102,123	1,383,091	2,419,253
HURF	1,319,485	1,175,429	1,146,344
	5,919,018	6,022,720	6,336,316

Cash & Cash Equity

NET UNEMCUMBERED CASH

	3,745,067	2,891,075	4,606,287
--	------------------	------------------	------------------

TOWN OF CAMP VERDE
Functional Revenue & Expense Summaries
FY24 - 3rd QTR ending March 2024

General Fund				
	<u>Actual</u>	<u>Annual Budget</u>	<u>Over/Short</u>	<u>% Remaining</u>
Revenues	12,090,558	16,369,995	(4,279,437)	26%
Wages & ERE	7,215,567	10,568,915	3,353,348	32%
Operational	2,613,482	3,454,675	841,193	24%
Capital/Leases	86,505	46,165	(40,340)	-87%
Net Transfers Out/(In)	3,530,894	3,588,685	57,791	2%
Net	(1,355,890)	(1,288,445)	(67,445)	

Fund Balance:	4,075,424
---------------	-----------

HURF Fund				
	<u>Actual</u>	<u>Annual Budget</u>	<u>Over/Short</u>	<u>% Remaining</u>
Revenues	930,597	1,270,444	(339,847)	27%
Wages & ERE	277,810	407,295	129,485	32%
Operational	237,820	538,535	300,715	56%
Capital/Leases	16,250	85,460	69,210	81%
Net Transfers Out/(In)	169,964	169,610	(354)	0%
Net	228,753	69,544	159,209	

Fund Balance:	1,421,204
---------------	-----------

Wastewater Fund*				
	<u>Actual</u>	<u>Annual Budget</u>	<u>Over/Short</u>	<u>% Remaining</u>
Operating Revenues	1,320,482	2,268,440	(947,958)	42%
Grants & Loan Funding	0	3,638,750	(3,638,750)	N/A
Wages & ERE	596,664	880,895	284,231	32%
Operational	674,991	1,047,270	372,279	36%
Capital & Debt	472,082	11,681,500	11,209,418	96%
Net Transfers Out/(In)	(186,991)	(7,589,600)	(7,402,609)	98%
Net	(236,264)	(112,875)	(123,389)	

* - Depreciation is not included in the above schedule (\$1.1M budget).

Fund Balance:	16,684,818
---------------	------------

Water Fund*				
	<u>Actual</u>	<u>Annual Budget</u>	<u>Over/Short</u>	<u>% Remaining</u>
Operating Revenues	1,241,058	1,720,900	(479,842)	28%
Grants & Loan Funding	0	2,767,500	(2,767,500)	N/A
Wages & ERE	346,834	630,155	283,321	45%
Operational	415,554	490,240	74,686	15%
Capital & Debt	770,230	8,476,150	7,705,920	91%
Net Transfers Out/(In)	0	(5,000,000)	(5,000,000)	N/A
Net	(291,560)	(108,145)	(6,311,269)	

* - Depreciation is not included in the above schedule (\$300K budget).

Fund Balance:	822,091
---------------	---------

TOWN OF CAMP VERDE
Capital Funds
FY24 - 3rd QTR ending March 2024

Capital Improvement Fund Projects

Projects	Actual	Annual Budget	Difference	% Left
Chip Seal Maint	554,281	600,000	45,719	8%
Facilities Master Plan		300,000	300,000	100%
Court Security Checkpoint		180,000	180,000	100%
School Road Project	270,669	175,000	(95,669)	-55%
Bldg 300 Roof Work	59,250	120,000	60,750	51%
Town Vehicles	61,486	47,000	(14,486)	-31%
CVMO Vehicles	312,864	325,604	12,740	4%
Rodeo Arena Concession & Restrooms		18,453	18,453	100%
MatForce Bldg Remodel	36,470	75,000	38,530	51%
Parson Riverfront Preserve		45,000	45,000	100%
Pool Improvements	7,734	30,000	22,266	74%
Gazebo Destruction	28,300	42,800	14,500	34%
CVMO Comm Center Battery Backup		12,055	12,055	100%
Wilshire & Indust Roundabouts		15,015	15,015	100%
Verde Lakes Improvements	4,223	17,228	13,005	75%
Parks & Rec Park Improvements	39,843	50,000	10,157	20%
Operating Transfer Out to CDBG		169,000	169,000	100%
WildKat Mower		85,000	85,000	100%
Unallocated fm Gen Fund	6,218	212,605	206,387	97%
Net Exps	(1,381,338)	(2,519,760)	1,138,422	-45%
Interest/Grants/Operating Transfers In	1,255,222	1,113,075	142,147	13%
Debt Financing	327,767	625,000	(297,233)	N/A
Beginning Fund Balance	829,045	887,955	58,910	7%
Ending Fund Balance	1,030,696	106,270	1,042,246	

Park Fund Project

Sports Complex	Actual	Annual Budget	Difference	% Left
Project Budget		4,304,450		
Infrastructure	18,957			
Main Water Line	122,097			
WW Pump Station	3,607			
Land Improvements	14,931			
Net Exps	(159,592)	(4,304,450)	4,144,858	96%
Interest/Grants/Operating Transfers In	930,919	3,435,050	(2,504,131)	73%
Beginning Fund Balance	602,005	869,400	(267,395)	
Ending Fund Balance	1,373,332	0	1,373,332	

TOWN OF CAMP VERDE
Capital Funds
FY24 - 3rd QTR ending March 2024

ARPA Funded Projects

Expenses	Actual	Budget	Difference	% Left
Property Purchase	793,760	793,760	0	0%
Sports Complex Turf Equipment	56,789	56,789	0	0%
Sports Complex Broadband		48,509	48,509	100%
Animal Shelter Upgrades		4,235	4,235	100%
New Finance Bldg Remodel		75,000	75,000	100%
Building 300 Entry Doors		30,000	30,000	100%
Wayfinding Signage		173,602	173,602	100%
Grief Hill Trail Head	109,296	120,225	10,929	9%
Broadband Project	5,357	15,000	9,643	64%
Unallocated		13,515	13,515	100%
Operating Transfers				
Main St. Sewer Line Replacement	146,495	372,726	226,231	61%
Dickison Erosion Repair	12,600	361,451	348,851	97%
Hauler Station Upgrades		35,508	35,508	100%
3rd St. Residential Imprvmnts		52,396	52,396	100%
Wastewater Master Plan	27,896	200,000	172,104	86%
Unallocated		67,519	67,519	100%
Net Exps	(1,152,193)	(2,420,235)	1,268,042	-52%
Grant Revenue	0	0	0	N/A
Beginning Balance	2,254,316	2,420,235	165,919	7%
Remaining Funds	1,102,123	0	1,433,961	

TOWN OF CAMP VERDE
Special Revenue Funds
FY24 - 3rd QTR ending March 2024

Remaining Debt & Special Revenue Funds*

<u>Funds</u>	<u>Exp's</u>	<u>Rev's</u>	<u>Net (Exps)/Revs</u>	<u>Budgeted Net (Exps)/Revs</u>	<u>Fund Balance</u>
Court	2,141	14,989	12,848	(131,500)	145,448
Grants	216,515	138,102	(78,413)	(4,550)	(5,428)
CDBG	59,000	5,000	(54,000)	0	0
Housing	0	150,038	150,038	26,440	123,561
911	0	0	0	(1,361)	1,361
Restricted Monies	101,661	72,014	(29,647)	(441,645)	449,776
Debt	1,657,683	1,657,683	0	0	0

* - HURF Fund is included on the Functional Expense report

TOWN OF CAMP VERDE

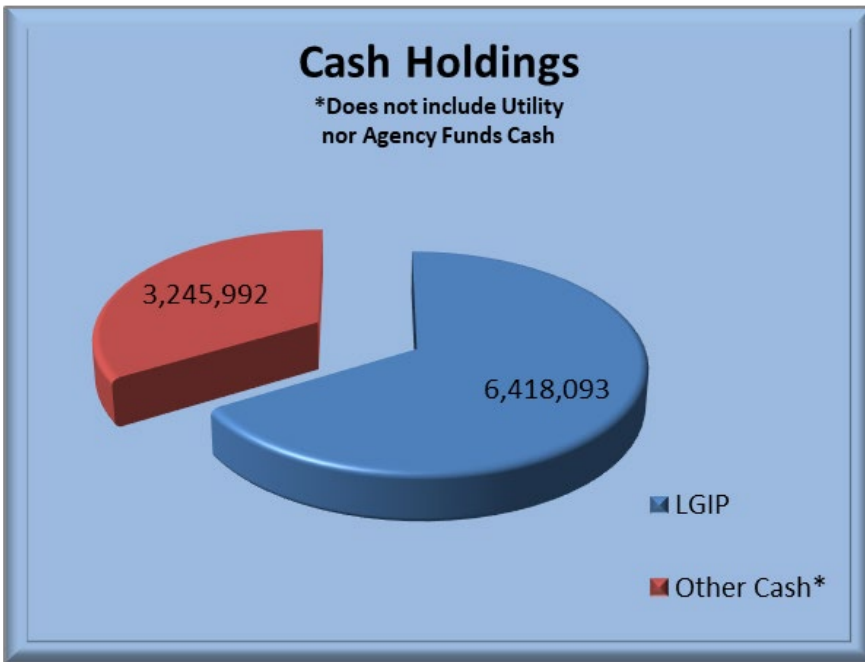
As of March 31st, 2024

INVESTMENTS

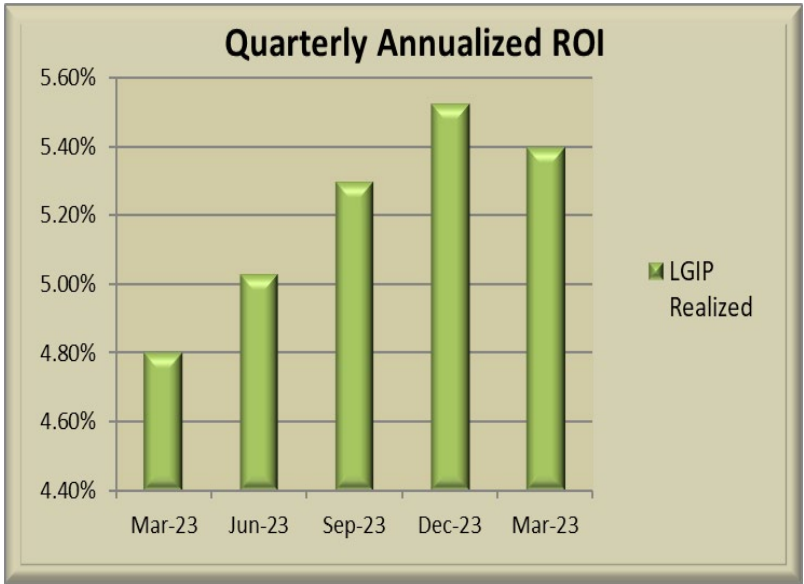
Account	Balances at Mar 31st	FYTD Interest	EST'D FY ROI Annualized
LGIP	6,418,093	184,872.96	5.40%
Other Cash*	3,245,992	83,934.93	

* - Does not include Utility nor Agency Funds Cash.

TOTAL **9,664,085** **268,807.89**



Comparative Rates:
 Chase Bank Savings – 0.02%
 1 Mn Treasury Note Rate – 5.49%
 6 Mn Treasury Note Rate – 5.38%
 2 YR Treasury Note Rate – 4.59%



TOWN OF CAMP VERDE

As of March 31st, 2024

LONG-TERM DEBT

Inception	Purpose	Type	Maturity	Original Debt	Int Rate	FY24 Budget	Current Obligation	Next Disbursement		Debt Retired
								Amount	Date	
Governmental Funds										
7/22/2009	Sanitary District IGA	IGA Pledge	7/1/2032	1,902,000	3.34%	118,340	918,021	104,449	7/1/2024	983,979
10/1/2014	Library/Marshal Refi	Bonds	7/1/2030	4,904,000	2.84%	455,270	1,979,000	428,102	7/1/2024	2,925,000
12/27/2017	Sports Complex #1	Bonds	7/1/2044	6,835,000	3.37%	382,295	5,830,000	288,950	7/1/2024	1,005,000
7/1/2020	Sports Complex #2	Bonds	8/1/2035	2,897,000	2.96%	105,370	2,842,000	62,062	8/1/2024	55,000
2/28/2022	PSPRS Financing	Bonds	8/1/2035	3,015,000	2.77%	262,660	2,675,000	227,049	8/1/2024	340,000
10/10/2018	2018 Equipment L/P	Lease	8/1/2023	500,000	2.99%	53,800	0	0	Closed	500,000
Various	Enterprise Leases	Lease	Various	1,239,816	Various	328,485	895,000	27,230	Monthly	344,816
Wastewater Fund										
4/20/2018	Wastewater Plant	Note	7/1/2042	2,487,210	2.18%	133,300	2,069,634	134,243	7/1/2024	417,576
1/22/2021	Hwy 260 Engineering	Note	7/1/2025	1,200,000	1.00%	13,000	1,199,000	6,000	7/1/2024	1,000
Various	WW Enterprise Lease	Lease	Various	23,105	Various	4,850	18,871	404	Monthly	4,234
	Potential Loan - Utility Loan #1			N/A		35,000	0			
	Potential Loan - WIFA Match			N/A		26,000	0			
Water Fund										
12/10/2021	Water Co. Purchase	Note	8/1/2046	9,275,000	1.50%	445,100	8,653,022	382,702	8/1/2024	621,978
Various	Wtr Enterprise Leases	Lease	Various	106,843	Various	31,050	96,241	1,968	Monthly	10,602
	Potential Loan - Utility Loan #1			N/A		40,000	0			
TOTALS						2,434,520	27,175,789	1,663,159		



TOWN OF CAMP VERDE

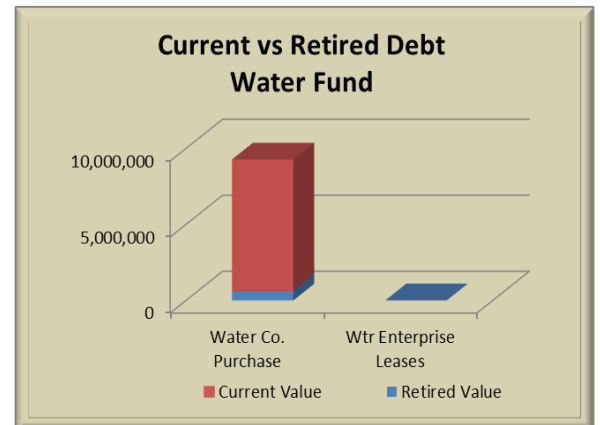
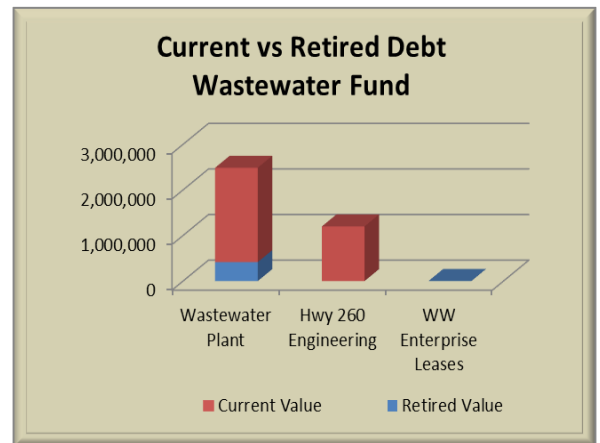
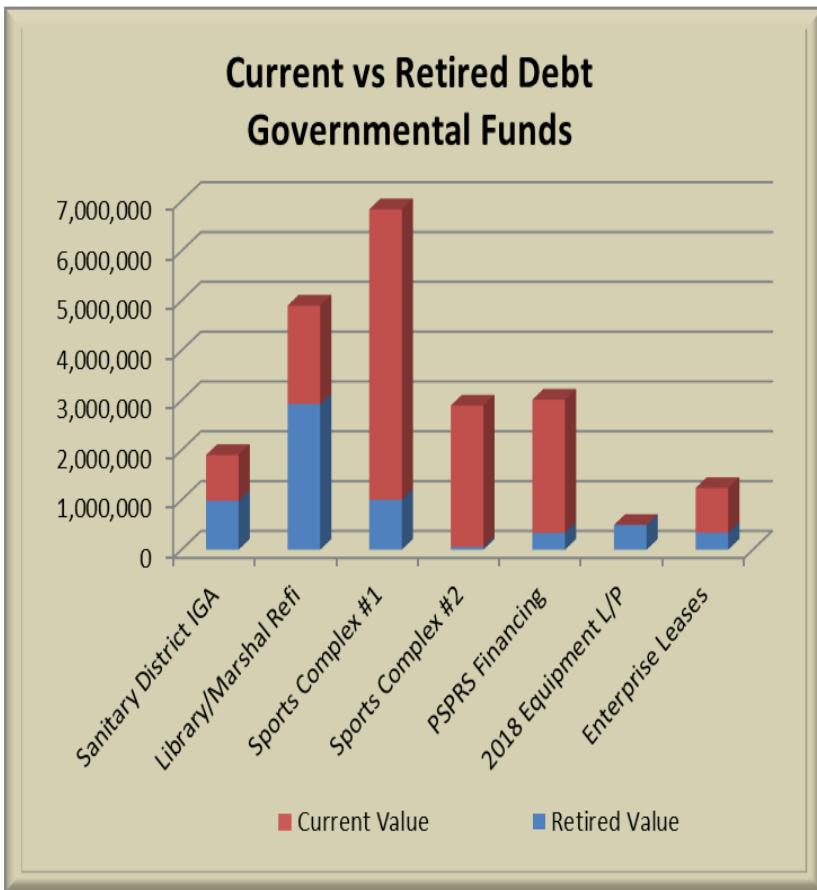
As of March 31st, 2024

LONG-TERM DEBT

FY24 Debt Service Fund*

Category	Actual	Annual Budget	\$ Remaining	% Remaining
Principal Retired	1,127,792	1,193,250	65,458	5%
Interest Paid	524,991	508,725	(16,266)	-3%
Misc Fees	4,900	4,245	(655)	-15%
Total	1,657,683	1,706,220	48,537	3%

* - Does not include Wastewater or Water Funds



TOWN OF CAMP VERDE
FT & PT Employee Listing
FY24 - 3rd QTR ending March 31, 2024

General Administration

<u>Name</u>	<u>Hire Date</u>	<u>Position</u>	<u>Hrs</u>	<u>Class</u>
Gayle Mabery	12/11/2023	Town Manager	40	33
Virginia Jones	11/4/1996	Acting Town Clerk	40	12
Jadie Edwards	6/23/2022	Acting Deputy Town Clerk	40	7
Julia Saveleva Kaiser	5/9/2022	HR Director	40	25
Jennifer Jacobs	2/22/2022	HR Specialist	40	11
Mike Showers	7/18/2011	Finance Director	40	26
Katherine Jenkins	6/24/2019	Accountant	40	13
Bobbi Webb	12/9/2019	Accountant	40	13
Anna Tellez	11/23/2021	Accountant	40	13
Heather Vinson	5/17/2021	Risk Manager	40	23
Molly Davies	1/23/2023	Econ. Dev. Director	40	25
Christine Clark	11/1/2021	Econ. Dev. Specialist	40	12
David Meyers	11/1/2023	Econ. Dev. Specialist	40	12
Lynette Kovacovich	5/2/2013	Attendant	15	2
Geraldine Dillinger	6/19/2015	Attendant	15	2
Kristina Kabalan	10/10/2022	Attendant	15	2

Municipal Court

<u>Name</u>	<u>Hire Date</u>	<u>Position</u>	<u>Hrs</u>	<u>Class</u>
Veronica Pineda	9/2/1997	Court Supervisor	40	20
Kimberly Hillen	2/13/2023	Court Security Officer	20	10
Jade West	10/4/2021	Court Clerk	40	7
Felicia Harris	9/17/2023	Court Clerk	40	7
Myrna Sienicki	1/9/2023	Court Clerk	40	7

Public Works

<u>Name</u>	<u>Hire Date</u>	<u>Position</u>	<u>Hrs</u>	<u>Class</u>
Ken Krebbs	8/22/2023	Public Works Director	40	26
Troy Odell	5/28/2013	Town Engineer	40	23
Bruce Connolly	2/13/2023	Civil Engineer	40	23
Martin Smith	6/5/2023	Project Manager	40	21
Dora Blair	4/9/2018	Public Works Utility Mgr	40	15
Olivia Schell	10/9/2023	Administrative Assistant	40	7
Jeffrey Kobel	5/27/2019	Maintenance Foreman	40	14
Stephen Diacik	9/3/2013	Lead Maint. Worker	40	10
Ezra Collins	4/10/2017	Lead Maint. Worker	40	10
Victor VanBuskirk	6/30/2020	Maintenance Worker	40	6
Triston Laubinger	11/14/2022	Maintenance Worker	40	6
Jarred Graves	3/27/2023	Maintenance Worker	40	6

Public Works (Cont'd)

<u>Name</u>	<u>Hire Date</u>	<u>Position</u>	<u>Hrs</u>	<u>Class</u>
Charles Helmericks	8/21/2023	Maintenance Worker	40	6
Juan Ochoa	11/13/2023	Maintenance Worker	40	6
Yolanda Trahin	9/5/2000	Janitor	40	2
Maria Urias	8/10/2005	Janitor	40	2
Maria Petrie	11/17/2016	Janitor	40	2

Community Development

<u>Name</u>	<u>Hire Date</u>	<u>Position</u>	<u>Hrs</u>	<u>Class</u>
John Knight	10/4/2021	Comm. Dev. Director	40	25
Roxanne Jasman	12/3/2018	Chief Building Official	40	20
Jonathan Rivero	8/28/2013	Sr. Building Inspector	40	17
Joshua Presmyk	5/16/2022	Jr. Building Inspector	40	11
Clifton Bryson	2/27/2023	Planner I	40	11
Cory Mulcaire	10/18/2021	Planner	40	13
Chris Biggs	7/6/2022	Plans Examiner	40	11
Jessica Bolton	4/4/2022	Permit Technician II	40	8
Rita Severson	1/9/2023	Permit Technician	40	7

Marshal's Office

<u>Name</u>	<u>Hire Date</u>	<u>Position</u>	<u>Hrs</u>	<u>Class</u>
Corey Rowley	10/15/2018	Marshal	40	28
Daniel Jacobs	9/9/2013	Commander	40	24
John Reay	7/5/2016	Lieutenant	40	23
Jeff Patten	3/4/2001	Sergeant	40	17
Joshua Collins	9/30/2019	Sergeant	40	17
Dustin Richardson	6/23/2014	Sergeant	40	17
Van Horn, Joseph	8/7/2022	Sergeant	40	17
David Freeman	10/31/2004	Peace Officer	40	14
Roscoe Owsley	1/6/2013	Peace Officer	40	14
Hanna Bower	10/31/2016	Peace Officer	40	14
Cody "Ty" Wantland	12/17/2018	Peace Officer	40	14
Kristin Robertson	1/27/2020	Peace Officer	40	14
Timothy Hinrichs	7/26/2020	Peace Officer	40	14
Vincenzo Santangelo	7/5/2021	Peace Officer	40	14
Micah Nevarez	7/5/2021	Peace Officer	40	14
Jacob Zeid	2/1/2022	Peace Officer - K9	40	14
Jacob Clevenger	11/7/2021	Peace Officer	40	14
Cody Fant	8/22/2021	Peace Officer	40	14
Jaden Jenkins	6/26/2022	Peace Officer	40	14
Justin Nicols	10/11/2022	Peace Officer	40	14
Oscar Berrelez III	1/2/2023	Peace Officer	40	14
Casey S Dragos	4/17/2023	Peace Officer	40	14
Tyler Bond	10/16/2023	Peace Officer	40	14
Samantha Brogdon	10/3/2023	Peace Officer	40	14
Seth Hatfield	11/6/2023	Peace Officer	40	14

Marshal's Office (Cont'd)

<u>Name</u>	<u>Hire Date</u>	<u>Position</u>	<u>Hrs</u>	<u>Class</u>
Jeffrey Walter	3/7/2022	Admin Support Manager	40	15
Andrea Ramirez	10/7/2013	Records Specialist II	40	7
Stacey Smith	5/9/2022	Records Specialist	40	7
Susan Wason	4/26/2011	Dispatch Supervisor	40	15
Angela Whitman	11/15/2020	Dispatcher	40	10
Cyntina Harvey	7/23/2018	Dispatcher	40	10
Ayla Campisi	2/28/2023	Dispatcher	40	10
Alexis Walters	4/23/2023	Dispatcher	40	10
Aimee Dorn	12/26/2023	Dispatcher	40	10
Megan Randall	3/11/2024	Dispatcher	40	10
Deborah Hughes	2/28/2024	Dispatcher	20	10
Robert Eberle	2/1/2021	Quartermaster	40	7
Earl Huff	12/29/2019	Property/Evidence Custodian	40	7
Kenneth McPherson	11/14/2022	Animal Control Officer	40	7
Christopher Rivas	12/26/2023	Animal Control Officer	40	7
Kelly Jobe	12/19/2022	Administrative Assistant	40	7

Library

<u>Name</u>	<u>Hire Date</u>	<u>Position</u>	<u>Hrs</u>	<u>Class</u>
Kathy Hellman	6/24/2012	Library Director	40	22
Nicole MetzAndrews	1/2/2023	Library Manager	40	17
Alice Gottschalk	1/3/2005	Library Specialist II	40	7
Carson Ralston	8/15/2016	Library Specialist II	40	7
Zachary Garcia	1/3/2017	Library Specialist II	40	7
Leticia Ancira	8/1/2018	Library Specialist-SO	40	7
Wendy Cook-Roberts	6/19/2014	Library Specialist	40	6
Sheldon "Jaye" Valles	8/21/2017	Library Specialist	40	7
Lisa Carnevale	5/3/2020	Senior Library Clerk	19	2
Kaitlin Meitner	1/23/2023	Senior Library Clerk	19	3
Sharon Freeman	10/17/2021	Library Clerk	19	2
Sally Epperson	10/9/2022	Library Clerk	19	2
Cory Kenfield	1/8/2024	Library Clerk	19	2

Parks & Rec

<u>Name</u>	<u>Hire Date</u>	<u>Position</u>	<u>Hrs</u>	<u>Class</u>
Michael Marshall	12/27/2012	P&R Div. Manager	40	18
Shawna Figy	6/19/2016	Recreation Supervisor	40	13
Phyllis Nettik	4/18/2022	P&R Coordinator	40	9
Sarah Teague	12/12/2022	Recreation Leader II	40	5
Sarah Woodson	8/21/2023	Recreation Leader II	40	5

Streets

<u>Name</u>	<u>Hire Date</u>	<u>Position</u>	<u>Hrs</u>	<u>Class</u>
Royce Allen	10/30/2006	Streets Supervisor	40	16
Luis Trahin	4/15/1996	Streets Foreman	40	14
David Hammond	8/9/1998	Sr. Equipment Operator	40	7
Joshua Teague	1/7/2020	Equipment Operator	40	7
Austin O'shaughnessy	5/10/2021	Equipment Operator	40	7
Daniel Jewell Jr	4/23/2023	Equipment Operator	40	7

Sewer

<u>Name</u>	<u>Hire Date</u>	<u>Position</u>	<u>Hrs</u>	<u>Class</u>
Jeff Low	11/14/2022	Utilities Director	40	26
Chet Teague	3/9/2015	Wastewater Manager	40	19
Marshall Davis	6/30/2013	Wastewater Foreman	40	10
Russell Cron	6/30/2013	Wastewater Operator III	40	8
Justin Ganis	4/3/2017	Wastewater Operator II	40	8
Alexander Cabrera	4/2/2021	Wastewater Operator	40	8
Chris Schrouder	7/5/2016	Wastewater Operator	40	8
John Horner	2/7/2022	Wastewater Operator	40	8
Bryce Menge	3/1/2023	Wastewater Operator	40	8

Stormwater

<u>Name</u>	<u>Hire Date</u>	<u>Position</u>	<u>Hrs</u>	<u>Class</u>
Patricia Mancini	10/4/2021	Stormwater Specialist	40	9

Water

<u>Name</u>	<u>Hire Date</u>	<u>Position</u>	<u>Hrs</u>	<u>Class</u>
Ricky Tackitt	5/31/2021	Water Division Manager	40	19
Charles Jewell	5/31/2022	Water Foreman	40	16
Marianna Schwartz	5/31/2022	Public Works Analyst	40	11
Kristopher Stephens	5/31/2022	Water Operator II	40	8
Andrew Teague	9/5/2023	Water Operator	40	8
Jessica Clark	6/19/2023	Water Utility Clerk	40	7

FT & PT Employee Count 128

FT Employee Count 118

Seasonal/Temp Workers are not included