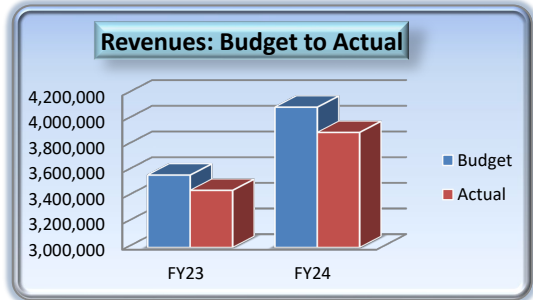


TOWN OF CAMP VERDE
General Fund Report
FY24 - 1st QTR ending September 2023

GENERAL FUND REVENUES

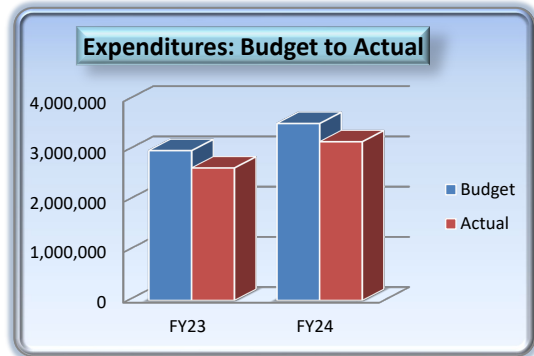
	FY 23-24 Budget	FY 23-24 Actual	% of Budget Received
Local Taxes	8,489,000	1,967,297	23%
Franchise Fees	329,000	109,707	33%
State Sales Tax	1,843,200	455,024	25%
Urban Revenue Sharing	3,283,430	822,070	25%
Vehicle License Tax	1,051,185	251,547	24%
Other Revenues	1,374,180	290,217	21%
TOTAL	16,369,995	3,895,862	24%



Total General Fund revenues start FY24 at \$197K under budget, right at 5% short. Local Taxes are the most significant portion of this shortage being \$155K (7%) short of budget. The first APS Franchise payment of the year is typically the largest so don't read too much into the Franchise fee overage just yet. The next two largest categories, State sales tax and Urban revenue sharing (URS), are both right on target, which would be expected of URS but not necessarily State sales tax, which is doing very well for this early in the year. Overall, revenues for the first QTR are right on track with expectations, however, it is important for Local Taxes to pickup over the end of calendar

GENERAL FUND EXPENDITURES by DEPARTMENT

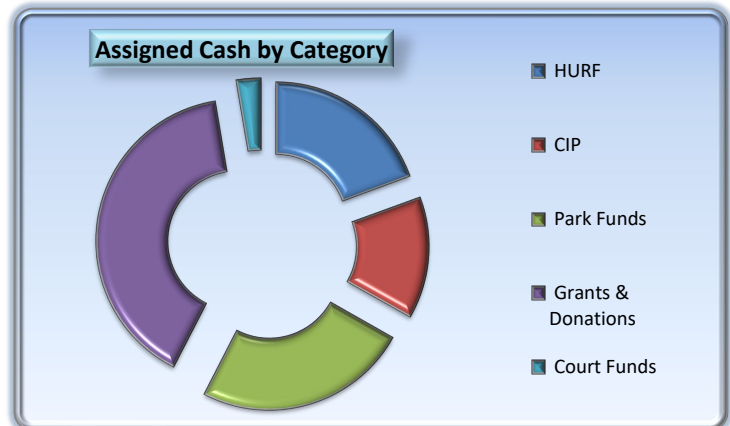
	FY 23-24 Budget	FY 23-24 Actual	% of Budget Expended
General Admin	4,017,235	939,533	23%
Court	478,830	93,732	20%
Public Works	1,995,595	437,896	22%
Utilities	258,480	33,867	13%
Community Development	1,139,365	237,266	21%
Marshall's Office	4,570,885	1,033,265	23%
Library	838,130	183,144	22%
Parks & Rec	787,035	199,929	25%
TOTAL	14,085,555	3,158,632	22%



All General Fund departments start the year at or below their expense budgets. General Fund expenses are nearly \$363K under budget with CVMO being the largest contributor at approximately \$109K followed by General Admin at \$65K and Public Works at \$61K. Savings in Wages and ERE make up the largest portion of the savings as seen in the Functional Revenue & Expense page of this report. Total estimated unassigned cash is sitting right at \$3.8M. The Town required balance for reserves is \$1.5M. Currently, savings in expenses outweigh shortages in revenues but only by \$165K

CASH

Bank Accounts	
Pooled Checking	310,349
Payroll Checking	12,877
LGIP Investments	4,512,942
Revolving Home Loan	115,843
US Bank/BNY Accounts	2,043,160
Due from Utilities	2,510,730
TOTAL CASH	9,505,901
Assigned Cash	(5,687,194)
Unassigned Cash	3,818,707



TOWN OF CAMP VERDE
Functional Revenue & Expense Summaries
FY24 - 1st QTR ending September 2023

General Fund				
	<u>Actual</u>	<u>Annual Budget</u>	<u>Over/Short</u>	<u>% Remaining</u>
Revenues	3,895,862	16,369,995	(12,474,133)	76%
Wages & ERE	2,153,940	10,568,915	8,414,975	80%
Operational	993,766	3,470,475	2,476,709	71%
Capital/Leases	10,926	46,165	35,239	76%
Net Transfers Out/(In)	1,867,296	3,588,685	1,721,389	48%
Net	(1,130,066)	(1,304,245)	174,179	

Fund Balance:	4,301,070
---------------	-----------

HURF Fund				
	<u>Actual</u>	<u>Annual Budget</u>	<u>Over/Short</u>	<u>% Remaining</u>
Revenues	309,276	1,270,444	(961,168)	76%
Wages & ERE	86,614	407,295	320,681	79%
Operational	79,064	538,535	459,471	85%
Capital/Leases	0	85,460	85,460	100%
Net Transfers Out/(In)	160,148	169,610	9,462	6%
Net	(16,550)	69,544	(86,094)	

Fund Balance:	1,175,901
---------------	-----------

Wastewater Fund*				
	<u>Actual</u>	<u>Annual Budget</u>	<u>Over/Short</u>	<u>% Remaining</u>
Operating Revenues	476,897	2,268,440	(1,791,543)	79%
Grants & Loan Funding	0	3,638,750	(3,638,750)	N/A
Wages & ERE	179,625	880,895	701,270	80%
Operational	240,643	1,047,270	806,627	77%
Capital & Debt	187,227	11,681,500	11,494,273	98%
Net Transfers Out/(In)	(8,000)	(7,589,600)	(7,581,600)	100%
Net	(122,598)	(112,875)	(9,723)	

* - Depreciation is not included in the above schedule (\$1.1M budget).

Fund Balance:	16,837,217
---------------	------------

Water Fund*				
	<u>Actual</u>	<u>Annual Budget</u>	<u>Over/Short</u>	<u>% Remaining</u>
Operating Revenues	461,055	1,720,900	(1,259,845)	73%
Grants & Loan Funding	0	2,767,500	(2,767,500)	N/A
Wages & ERE	99,592	630,155	530,563	84%
Operational	115,445	490,240	374,795	76%
Capital & Debt	483,664	8,476,150	7,992,486	94%
Net Transfers Out/(In)	0	(5,000,000)	(5,000,000)	N/A
Net	(237,646)	(108,145)	(7,925,189)	

* - Depreciation is not included in the above schedule (\$300K budget).

Fund Balance:	851,411
---------------	---------

TOWN OF CAMP VERDE

Capital Funds

FY24 - 1st QTR ending September 2023

Capital Improvement Fund Projects

Projects	<u>Actual</u>	<u>Annual Budget</u>	<u>Difference</u>	<u>% Left</u>
Chip Seal Maint		600,000	600,000	100%
Facilities Master Plan		300,000	300,000	100%
Court Security Checkpoint		180,000	180,000	100%
School Road Project	3,876	175,000	171,124	98%
Bldg 300 Roof Work		120,000	120,000	100%
Town Vehicles	61,443	47,000	(14,443)	-31%
CVMO Vehicles		603,000	603,000	100%
Rodeo Arena Concession & Restrooms		28,305	28,305	100%
MatForce Bldg Remodel		75,000	75,000	100%
Parson Riverfront Preserve		45,000	45,000	100%
Pool Improvements		30,000	30,000	100%
Gazebo Destruction		42,800	42,800	100%
CVMO Comm Center Battery Backup		12,055	12,055	100%
Wilshire & Indust Roundabouts		15,015	15,015	100%
Verde Lakes Improvements	4,223	27,585	23,362	85%
Parks & Rec Park Improvements	37,651	50,000	12,349	25%
Grippen Levee	5,818	0	(5,818)	N/A
Operating Transfer Out to CDBG		169,000	169,000	100%
Unallocated fm Gen Fund		0	0	#DIV/0!
Net Exps	(113,011)	(2,519,760)	2,406,749	-96%
Interest/Grants/Operating Transfers In	0	1,113,075	(1,113,075)	-100%
Debt Financing	60,758	625,000	(564,242)	N/A
Beginning Fund Balance	829,045	887,955	58,910	7%
Ending Fund Balance	776,792	106,270	788,342	

Park Fund Project

Sports Complex	<u>Actual</u>	<u>Annual Budget</u>	<u>Difference</u>	<u>% Left</u>
Project Budget		4,304,450		
Equipment	0			
Buildings	0			
Infrastructure	90,095			
Net Exps	(90,095)	(4,304,450)	4,214,355	98%
Interest/Grants/Operating Transfers In	789,000	3,435,050	(2,646,050)	77%
Beginning Fund Balance	603,926	869,400	(265,474)	
Ending Fund Balance	1,302,831	0	1,302,831	

TOWN OF CAMP VERDE
Capital Funds
FY24 - 1st QTR ending September 2023

ARPA Funded Projects

Expenses	Actual	Budget	Difference	% Left
Property Purchase	793,760	793,760	0	0%
Court Security Checkpoint		25,488	25,488	100%
Sports Complex Turf Equipment	36,603	148,498	111,895	75%
Sports Complex Broadband		48,509	48,509	100%
Animal Shelter Upgrades		4,280	4,280	100%
New Finance Bldg Remodel		75,000	75,000	100%
Building 300 Entry Doors		30,000	30,000	100%
Wayfinding Signage	1,369	173,602	172,233	99%
Unallocated Funds		31,498		
Operating Transfers				
Main St. Sewer Line Replacement	8,000	437,631	429,631	98%
Dickison Erosion Repair		364,064	364,064	100%
Hauler Station Upgrades		235,508	235,508	100%
3rd St. Residential Imprvmnts		52,397	52,397	100%
Net Exps	(839,732)	(2,420,235)	1,549,005	-64%
Grant Revenue	0	0	0	N/A
Beginning Balance	2,254,316	2,420,235	165,919	7%
Remaining Funds	1,414,584	0	1,714,924	

TOWN OF CAMP VERDE
Special Revenue Funds
FY24 - 1st QTR ending September 2023

Remaining Debt & Special Revenue Funds*

<u>Funds</u>	<u>Exp's</u>	<u>Rev's</u>	<u>Net (Exps)/Revs</u>	<u>Budgeted Net (Exps)/Revs</u>	<u>Fund Balance</u>
Court	435	4,574	4,139	(131,500)	145,448
Grants	14,782	14,288	(494)	(4,550)	(5,428)
CDBG	23,850	0	(23,850)	0	0
Housing	0	10	10	26,440	123,561
911	0	0	0	(1,361)	1,361
Restricted Monies	21,481	40,619	19,138	(441,645)	449,776
Debt	1,241,944	1,241,944	0	0	0

* - HURF Fund is included on the Functional Expense report

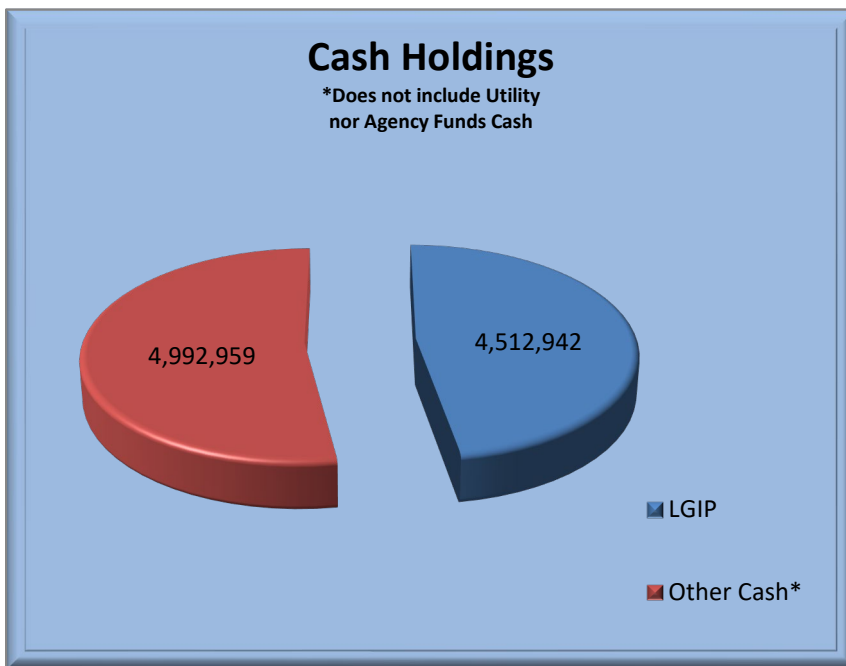
TOWN OF CAMP VERDE

As of September 30th, 2023

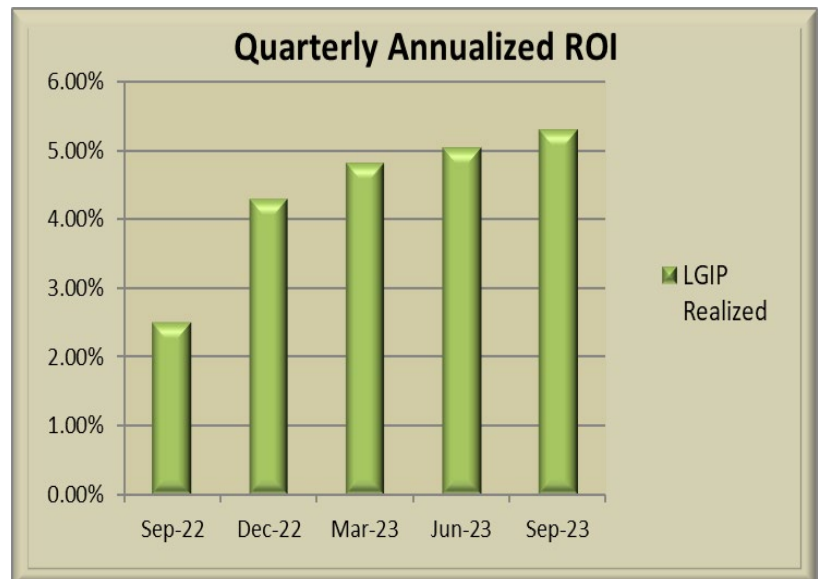
INVESTMENTS

Account	Balances at Sep 30th	FYTD Interest	EST'D FY ROI Annualized
LGIP	4,512,942	55,418.01	5.35%
Other Cash*	4,992,959	1,308.14	
TOTAL	9,505,901	56,726.15	

* - Does not include Utility nor Agency Funds Cash.



Comparative Rates:
 Chase Bank Savings – 0.02%
 1 Mn Treasury Note Rate – 5.55%
 6 Mn Treasury Note Rate – 5.53%
 2 YR Treasury Note Rate – 5.03%

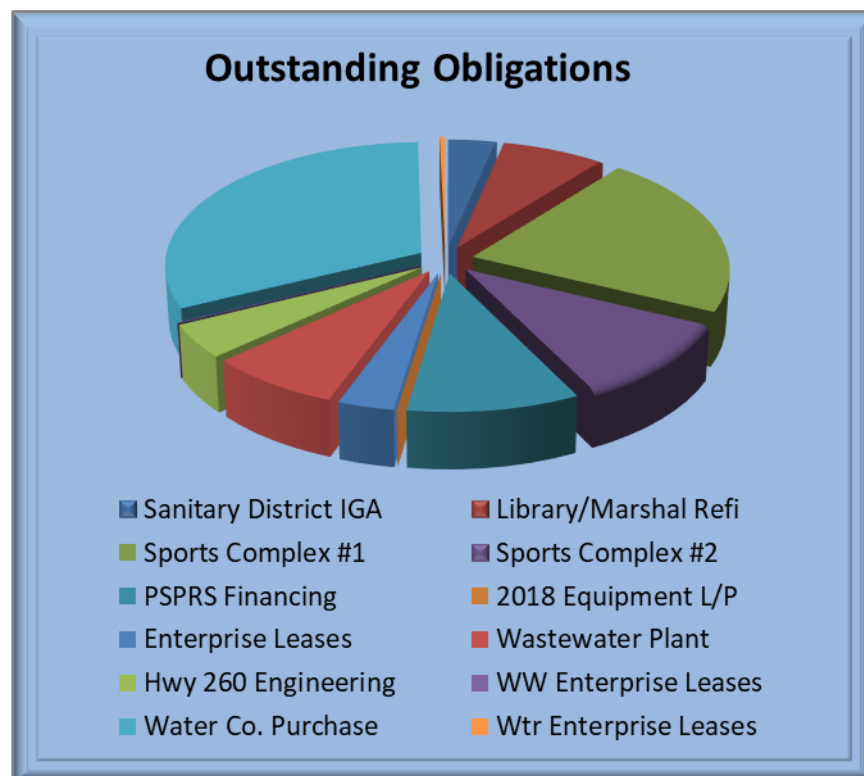


TOWN OF CAMP VERDE

As of September 30th, 2023

LONG-TERM DEBT

Inception	Purpose	Type	Maturity	Original Debt	Int Rate	FY24 Budget	Current Obligation	Next Disbursement Amount	Date	Debt Retired	
Governmental Funds											
7/22/2009	Sanitary District IGA	IGA Pledge	7/1/2032	1,902,000	3.34%	118,340	918,021	15,322	1/1/2024	983,979	
10/1/2014	Library/Marshal Refi	Bonds	7/1/2030	4,904,000	2.84%	455,270	1,979,000	28,102	1/1/2024	2,925,000	
12/27/2017	Sports Complex #1	Bonds	7/1/2044	6,835,000	3.37%	382,295	5,830,000	98,950	1/1/2024	1,005,000	
7/1/2020	Sports Complex #2	Bonds	8/1/2035	2,897,000	2.96%	105,370	2,842,000	41,765	2/1/2024	55,000	
2/28/2022	PSPRS Financing	Bonds	8/1/2035	3,015,000	2.77%	262,660	2,675,000	37,049	2/1/2024	340,000	
10/10/2018	2018 Equipment L/P	Lease	8/1/2023	500,000	2.99%	53,800	0	0	Closed	500,000	
Various	Enterprise Leases	Lease	Various	1,378,822	Various	328,485	874,893	27,290	Monthly	503,929	
Wastewater Fund											
4/20/2018	Wastewater Plant	Note	7/1/2042	2,487,210	2.18%	133,300	2,069,634	22,590	1/1/2024	417,576	
1/22/2021	Hwy 260 Engineering	Note	7/1/2025	1,200,000	1.00%	13,000	1,199,000	6,000	1/1/2024	1,000	
Various	Enterprise Leases	Lease	Various	23,105	Various	4,850	19,991	404	Monthly	3,114	
	Potential Loan - Utility Loan #1			N/A		35,000	0				
	Potential Loan - WIFA Match			N/A		26,000	0				
Water Fund											
12/10/2021	Water Co. Purchase	Note	8/1/2046	9,275,000	1.50%	445,100	8,653,022	64,718	2/1/2024	621,978	
Various	Enterprise Leases	Lease	Various	106,843	Various	31,050	101,153	1,968	Monthly	5,690	
	Potential Loan - Utility Loan #1			N/A		40,000	0				
TOTALS						2,434,520	27,161,714	344,158			



TOWN OF CAMP VERDE

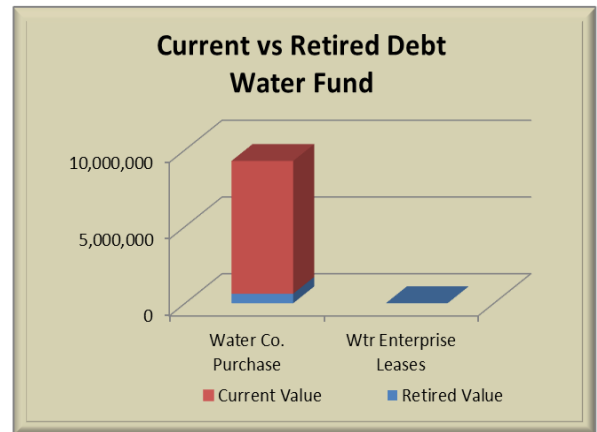
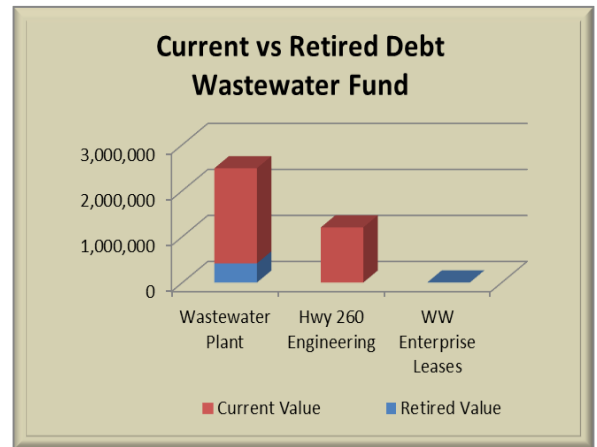
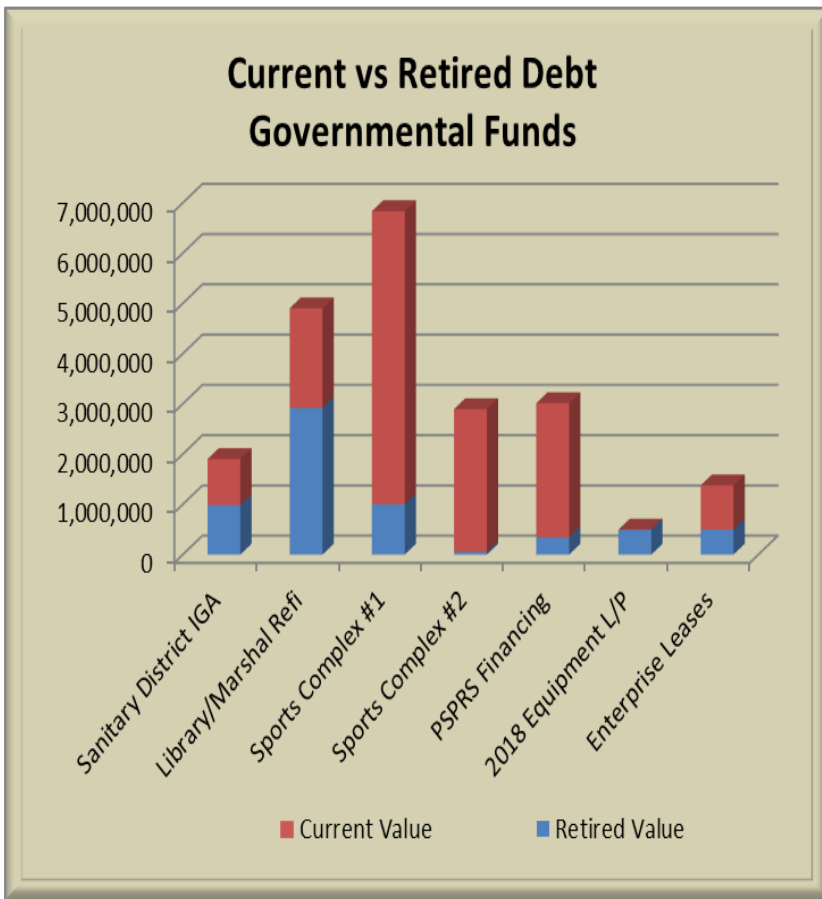
As of September 30th, 2023

LONG-TERM DEBT

FY24 Debt Service Fund*

Category	Actual	Annual Budget	\$ Remaining	% Remaining
Principal Retired	983,264	1,193,250	209,986	18%
Interest Paid	257,729	508,725	250,996	49%
Misc Fees	950	4,245	3,295	78%
Total	1,241,943	1,706,220	464,277	27%

* - Does not include Wastewater or Water Funds



TOWN OF CAMP VERDE
FT & PT Employee Listing
FY24 - 1st QUARTER ending September 2023

General Administration

<u>Name</u>	<u>Hire Date</u>	<u>Position</u>	<u>Hrs</u>	<u>Class</u>
Ted Soltis	8/7/2023	Town Manager	40	33
Cynthia Pemberton	12/16/2019	Town Clerk	40	23
Virginia Jones	11/4/1996	Deputy Town Clerk	40	12
Jadie Edwards	6/23/2022	Administrative Clerk	40	7
Julia Saveleva Kaiser	5/9/2022	HR Director	40	25
Jennifer Jacobs	2/22/2022	HR Specialist	40	11
Mike Showers	7/18/2011	Finance Director	40	26
Katherine Jenkins	6/24/2019	Accountant	40	13
Bobbi Webb	12/9/2019	Accountant	40	13
Anna Tellez	11/23/2021	Accountant	40	13
Heather Vinson	5/17/2021	Risk Manager	40	23
Molly Spangler	1/23/2023	Econ. Dev. Director	40	25
Christine Clark	11/1/2021	Econ. Dev. Specialist	40	12
Lynette Kovacovich	5/2/2013	Attendant	15	2
Geraldine Dillinger	6/19/2015	Attendant	15	2
Kristina Kabalan	10/10/2022	Attendant	15	2

Municipal Court

<u>Name</u>	<u>Hire Date</u>	<u>Position</u>	<u>Hrs</u>	<u>Class</u>
Veronica Pineda	9/2/1997	Court Supervisor	40	20
Kimberly Hillen	2/13/2023	Court Security Officer	20	10
Jade West	10/4/2021	Court Clerk	40	7
Felicia Harris	9/17/2023	Court Clerk	40	7
Myrna Sienicki	1/9/2023	Court Clerk	40	7

Public Works

<u>Name</u>	<u>Hire Date</u>	<u>Position</u>	<u>Hrs</u>	<u>Class</u>
Ken Krebbs	8/22/2023	Public Works Director	40	26
Troy Odell	5/28/2013	Town Engineer	40	23
Bruce Connolly	2/13/2023	Civil Engineer	40	23
Martin Smith	6/5/2023	Project Manager	40	21
Dora Blair	4/9/2018	Public Works Utility Mgr	40	15
Jeffrey Kobel	5/27/2019	Maintenance Foreman	40	14
Stephen Diacik	9/3/2013	Lead Maint. Worker	40	10
Ezra Collins	4/10/2017	Lead Maint. Worker	40	10
Justin Cooper	8/9/2021	Maintenance Worker	40	6
Victor VanBuskirk	6/30/2020	Maintenance Worker	40	6
Triston Laubinger	11/14/2022	Maintenance Worker	40	6
Jarred Graves	3/27/2023	Maintenance Worker	40	6

Public Works (Cont'd)

<u>Name</u>	<u>Hire Date</u>	<u>Position</u>	<u>Hrs</u>	<u>Class</u>
Charles Helmericks	8/21/2023	Maintenance Worker	40	6
Yolanda Trahin	9/5/2000	Janitor	40	2
Maria Urias	8/10/2005	Janitor	40	2
Maria Petrie	11/17/2016	Janitor	40	2

Community Development

<u>Name</u>	<u>Hire Date</u>	<u>Position</u>	<u>Hrs</u>	<u>Class</u>
John Knight	10/4/2021	Comm. Dev. Director	40	25
Roxanne Jasman	12/3/2018	Chief Building Official	40	20
Jonathan Rivero	8/28/2013	Sr. Building Inspector	40	17
Joshua Presmyk	5/16/2022	Jr. Building Inspector	40	11
Barbara Ratlief	2/24/2021	Planner	40	13
Cory Mulcaire	10/18/2021	Planner	40	13
Chris Biggs	7/6/2022	Plans Examiner	40	11
Robert Wheeler	1/2/2023	Zoning Inspector	40	11
Jessica Bolton	4/4/2022	Permit Technician II	40	8
Rita Severson	1/9/2023	Permit Technician	40	7
Clifton Bryson	2/27/2023	Code Enforcement Officer	40	11

Marshal's Office

<u>Name</u>	<u>Hire Date</u>	<u>Position</u>	<u>Hrs</u>	<u>Class</u>
Corey Rowley	10/15/2018	Marshal	40	28
Daniel Jacobs	9/9/2013	Commander	40	24
Jeff Patten	3/4/2001	Sergeant	40	17
John Reay	7/5/2016	Sergeant	40	17
Joshua Collins	9/30/2019	Sergeant	40	17
Dustin Richardson	6/23/2014	Sergeant	40	17
Van Horn, Joseph	8/7/2022	Sergeant	40	17
David Freeman	10/31/2004	Peace Officer	40	14
Roscoe Owsley	1/6/2013	Peace Officer	40	14
Hanna Bower	10/31/2016	Peace Officer	40	14
Cody "Ty" Wantland	12/17/2018	Peace Officer	40	14
Kristin Robertson	1/27/2020	Peace Officer	40	14
Timothy Hinrichs	7/26/2020	Peace Officer	40	14
Vincenzo Santangelo	7/5/2021	Peace Officer	40	14
Micah Nevarez	7/5/2021	Peace Officer	40	14
Jacob Zeid	2/1/2022	Peace Officer - K9	40	14
Jacob Clevenger	11/7/2021	Peace Officer	40	14
Cody Fant	8/22/2021	Peace Officer	40	14
Davis, Daniel	8/11/2022	Peace Officer	40	14
Jaden Jenkins	6/26/2022	Peace Officer	40	14
Justin McQueary	10/11/2022	Peace Officer	40	14
Oscar Berrelez III	1/2/2023	Peace Officer	40	14
Casey S Dragos	4/17/2023	Peace Officer	40	14
Darby Martin	1/29/1998	Commander	40	24

Marshal's Office (Cont'd)

<u>Name</u>	<u>Hire Date</u>	<u>Position</u>	<u>Hrs</u>	<u>Class</u>
Jeffrey Walter	3/7/2022	Admin Support Manager	40	15
Andrea Ramirez	10/7/2013	Records Specialist II	40	7
Stacey Smith	5/9/2022	Records Specialist II	40	7
Susan Wason	4/26/2011	Dispatcher Supervisor	40	15
Angela Whitman	11/15/2020	Dispatcher	40	10
Cyntina Harvey	7/23/2018	Dispatcher	40	10
Forrest Cooley	9/19/2022	Dispatcher	40	10
Ayla Campisi	2/28/2023	Dispatcher	40	10
Alexis Walters	4/23/2023	Dispatcher	40	10
Ean Ganem	8/21/2023	Dispatcher	40	10
Kenneth Punkett	9/5/2023	Dispatcher	40	10
Robert Eberle	2/1/2021	Quartermaster	40	7
Earl Huff	12/29/2019	Property/Evidence Custodian	40	7
Kenneth McPherson	11/14/2022	Animal Control Officer	40	7
Dwight Dixon	8/28/2023	Animal Control Officer	40	7
Kelly Jobe	12/19/2022	Administrative Assistant	40	7

Library

<u>Name</u>	<u>Hire Date</u>	<u>Position</u>	<u>Hrs</u>	<u>Class</u>
Kathy Hellman	6/24/2012	Library Director	40	22
Nicole MetzAndrews	1/2/2023	Library Manager	40	17
Alice Gottschalk	1/3/2005	Library Specialist II	40	7
Carson Ralston	8/15/2016	Library Specialist II	40	7
Zachary Garcia	1/3/2017	Library Specialist II	40	7
Leticia Ancira	8/1/2018	Library Specialist-SO	40	7
Wendy Cook-Roberts	6/19/2014	Library Specialist	40	6
Sheldon "Jaye" Valles	8/21/2017	Library Specialist	40	7
Lisa Carnevale	5/3/2020	Senior Library Clerk	19	2
Kaitlin Meitner	1/23/2023	Senior Library Clerk	19	3
Sharon Freeman	10/17/2021	Library Clerk	19	2
Sally Epperson	10/9/2022	Library Clerk	19	2
Joy Lunsford	2/5/2023	Library Clerk	19	2

Parks & Rec

<u>Name</u>	<u>Hire Date</u>	<u>Position</u>	<u>Hrs</u>	<u>Class</u>
Michael Marshall	12/27/2012	P&R Div. Manager	40	18
Shawna Figy	6/19/2016	Recreation Supervisor	40	13
Phyllis Nettik	4/18/2022	P&R Coordinator	40	9
Sarah Teague	12/12/2022	Recreation Leader II	40	5
Sarah Woodson	8/21/2023	Recreation Leader II	40	5

Streets

<u>Name</u>	<u>Hire Date</u>	<u>Position</u>	<u>Hrs</u>	<u>Class</u>
Royce Allen	10/30/2006	Streets Supervisor	40	16
Luis Trahin	4/15/1996	Streets Foreman	40	14
David Hammond	8/9/1998	Sr. Equipment Operator	40	7
Joshua Teague	1/7/2020	Equipment Operator	40	7
Austin O'shaughnessy	5/10/2021	Equipment Operator	40	7
Daniel Jewell Jr	4/23/2023	Equipment Operator	40	7

Sewer

<u>Name</u>	<u>Hire Date</u>	<u>Position</u>	<u>Hrs</u>	<u>Class</u>
Jeff Low	11/14/2022	Utilities Director	40	26
Chet Teague	3/9/2015	Wastewater Manager	40	19
Marshall Davis	6/30/2013	Wastewater Foreman	40	10
Russell Cron	6/30/2013	Wastewater Operator III	40	8
Justin Ganis	4/3/2017	Wastewater Operator II	40	8
Alexander Cabrera	4/2/2021	Wastewater Operator	40	8
Chris Schrouder	7/5/2016	Wastewater Operator	40	8
John Horner	2/7/2022	Wastewater Operator	40	8
Bryce Menge	3/1/2023	Wastewater Operator	40	8

Stormwater

<u>Name</u>	<u>Hire Date</u>	<u>Position</u>	<u>Hrs</u>	<u>Class</u>
Patricia Mancini	10/4/2021	Stormwater Specialist	40	9

Water

<u>Name</u>	<u>Hire Date</u>	<u>Position</u>	<u>Hrs</u>	<u>Class</u>
Ricky Tackitt	5/31/2021	Water Division Manager	40	19
Charles Jewell	5/31/2022	Water Foreman	40	16
Marianna Schwartz	5/31/2022	Public Works Analyst	40	11
Kristopher Stephens	5/31/2022	Water Operator II	40	8
Andrew Teague	9/5/2023	Water Operator	40	8
Jessica Clark	6/19/2023	Water Utility Clerk	40	7

FT & PT Employee Count 128

FT Employee Count 119

Seasonal/Temp Workers are not included