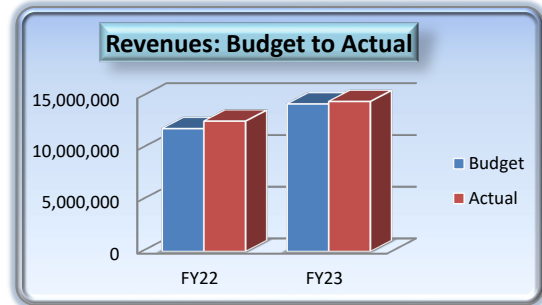


**TOWN OF CAMP VERDE**  
**General Fund Report**  
**FY23 - 4th QTR ending June 2023**

**GENERAL FUND REVENUES**

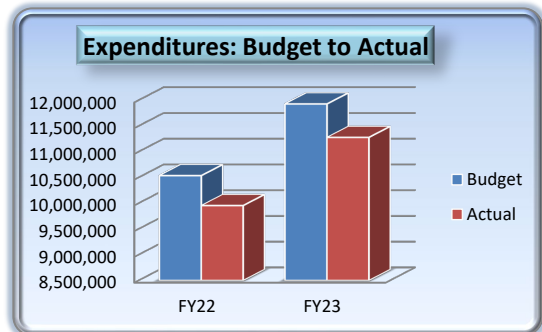
	FY 22-23 Budget	FY 22-23 Actual	% of Budget Received
Local Taxes	7,713,910	7,554,130	98%
Franchise Fees	285,600	365,584	128%
State Sales Tax	1,722,480	1,809,920	105%
Urban Revenue Sharing	2,322,700	2,322,706	100%
Vehicle License Tax	1,074,210	997,098	93%
Other Revenues	1,135,585	1,443,503	127%
<b>TOTAL</b>	<b>14,254,485</b>	<b>14,492,941</b>	<b>102%</b>



Total General Fund revenues finish FY23 at \$166K over budget. While Local Taxes were a bit short of budget by \$160K, our APS Franchise Fee was \$70K over budget and State Sales Tax was \$87K over budget. The two most significant impacts on budget, however, were; 1) The Federal Reserve, whose rate increases helped put our Interest revenue \$205K over budget and 2) Community Development revenues which were \$117K over budget for the year. Overall, this was a very good finish for the Town and a great launching pad for moving into FY24.

**GENERAL FUND EXPENDITURES by DEPARTMENT**

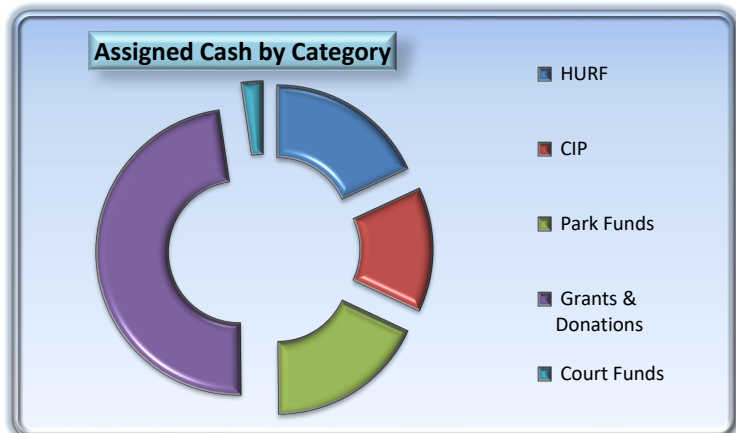
	FY 22-23 Budget	FY 22-23 Actual	% of Budget Expended
General Admin	3,564,443	3,503,694	98%
Court	447,600	403,651	90%
Public Works	1,592,395	1,381,535	87%
Community Development	956,416	845,742	88%
Marshall's Office	3,914,845	3,757,150	96%
Library	740,145	714,886	97%
Parks & Rec	712,145	671,698	94%
<b>TOTAL</b>	<b>11,927,989</b>	<b>11,278,356</b>	<b>95%</b>



All General Fund departments finish the year at or below their expense budgets. General Fund expenses are nearly \$650K under budget with Public Works being the most under budget at \$211K followed by CVMO at \$158K and ComDev at \$111K. Savings in Wages and ERE is the reason for the savings as seen in the Functional Revenue & Expense page of this report. Total estimated unassigned cash has grown to \$4.6M. The Town required balance for reserves is only \$1.5M.

**CASH**

<b>Bank Accounts</b>	
Pooled Checking	880,607
Payroll Checking	17,305
LGIP Investments	5,173,930
Revolving Home Loan	115,831
US Bank/BNY Accounts	2,019,383
Due from Utilities	2,735,622
<b>TOTAL CASH</b>	<b>10,942,678</b>
Assigned Cash	(6,336,316)
<b>Unassigned Cash</b>	<b>4,606,362</b>



**TOWN OF CAMP VERDE**  
**Functional Revenue & Expense Summaries**  
**FY23 - 4th QTR ending June 2023**

<b>General Fund</b>				
	<u>Actual</u>	<u>Annual Budget</u>	<u>Over/Short</u>	<u>% Remaining</u>
Revenues	14,492,941	14,254,485	238,456	-2%
Wages & ERE	8,291,466	9,086,026	794,560	9%
Operational	2,906,360	2,787,363	(118,997)	-4%
Capital/Leases	80,530	54,600	(25,930)	-47%
Net Transfers Out/(In)	1,687,701	2,515,105	827,404	33%
<b>Net</b>	<b>1,526,884</b>	<b>(188,609)</b>	<b>1,715,493</b>	

Fund Balance:	5,589,729
---------------	-----------

<b>HURF Fund</b>				
	<u>Actual</u>	<u>Annual Budget</u>	<u>Over/Short</u>	<u>% Remaining</u>
Revenues	1,223,156	1,268,480	(45,324)	4%
Wages & ERE	389,067	502,650	113,583	23%
Operational	284,391	350,765	66,374	19%
Capital/Leases	6,609	10,000	3,391	34%
Net Transfers Out/(In)	231,515	292,100	60,585	21%
<b>Net</b>	<b>311,574</b>	<b>112,965</b>	<b>198,609</b>	

Fund Balance:	1,199,868
---------------	-----------

<b>Wastewater Fund*</b>				
	<u>Actual</u>	<u>646,244</u>	<u>Over/Short</u>	<u>% Remaining</u>
Operating Revenues	1,998,224	2,053,349	(55,125)	3%
Grants & Loan Funding	23,105	0	23,105	N/A
Wages & ERE	705,844	768,915	63,071	8%
Operational	926,368	820,880	(105,488)	-13%
Capital & Debt	1,145,133	5,737,010	4,591,877	80%
Net Transfers Out/(In)	(312,201)	(5,281,710)	(4,969,509)	94%
<b>Net</b>	<b>(443,815)</b>	<b>8,254</b>	<b>(452,069)</b>	

\* - Depreciation is not included in the above schedule (\$1.1M budget).

Fund Balance:	16,833,083
---------------	------------

<b>Water Fund*</b>				
	<u>Actual</u>	<u>Annual Budget</u>	<u>Over/Short</u>	<u>% Remaining</u>
Operating Revenues	1,604,228	1,600,000	4,228	0%
Grants & Loan Funding	23,105	0	23,105	N/A
Wages & ERE	427,003	497,465	70,462	14%
Operational	431,391	290,580	(140,811)	-48%
Capital & Debt	423,901	761,400	337,499	44%
Net Transfers Out/(In)	0	0	0	N/A
<b>Net</b>	<b>345,038</b>	<b>50,555</b>	<b>(239,817)</b>	

\* - Depreciation is not included in the above schedule (\$50K budget).

Fund Balance:	345,038
---------------	---------

**TOWN OF CAMP VERDE**  
**Capital Funds**  
FY23 - 4th QTR ending June 2023

**Capital Improvement Fund Projects**

<b>Projects</b>	<b>Actual</b>	<b>Annual Budget</b>	<b>Difference</b>	<b>% Left</b>
Unallocated fm Gen Fund		(63,418)	(63,418)	100%
Circle K Bldg Demolition	55,575	55,800	225	0%
Town Vehicles	133,209	365,000	231,791	64%
CVMO Vehicles	277,396	350,000	72,604	21%
CVMO Radio Upgrades		175,000	175,000	100%
CVMO Fire Arms	50,189	45,000	(5,189)	-12%
Rodeo Arena Bathrooms	2,854	2,854	0	0%
Rodeo Arena Concession	20,538	38,991	18,453	47%
Remodel of 300 Bldg Space		40,000	40,000	100%
Parson Riverfront Preserve		45,000	45,000	100%
Pool Improvements	7,575	30,000	22,425	75%
HVAC Replacement for 204 & 305	60,168	44,624	(15,544)	-35%
Gazebo Repair	5,200	48,000	42,800	89%
Community Development Remodel	10,231	12,886	2,655	21%
Wilshire & Indust Roundabouts		15,013	15,013	100%
Town Copiers	17,054	17,400	346	2%
Finnie Flat Streetscape		15,369	15,369	100%
Verde Lakes Improvements	32,772	50,000	17,228	34%
Stormwater Projects		19,960	19,960	100%
School Traffic Project	13,750	0	(13,750)	#DIV/0!
Operating Transfer Out to CDBG		169,000	169,000	100%
Net Exps	(686,511)	(1,476,479)	789,968	-54%
Interest/Grants/Operating Transfers In	250,000	250,000	0	0%
Debt Financing	355,192	715,000	(359,808)	N/A
Beginning Fund Balance	910,362	693,260	(217,102)	-31%
Ending Fund Balance	829,043	181,781	213,058	

**Park Fund Project**

<b>Sports Complex</b>	<b>Actual</b>	<b>Annual Budget</b>	<b>Difference</b>	<b>% Left</b>
Project Budget		5,399,488		
Equipment	8,309			
Buildings	13,614			
Infrastructure	1,544,363			
Net Exps	(1,566,286)	(5,399,488)	3,833,202	71%
Interest/Grants/Operating Transfers In	430,448	3,534,000	(3,103,552)	88%
Beginning Fund Balance	1,715,987	1,865,488	(149,501)	
Ending Fund Balance	580,149	0	580,149	

**TOWN OF CAMP VERDE**  
**Capital Funds**  
**FY23 - 4th QTR ending June 2023**

**ARPA Funded Projects**

<b>Expenses</b>	<b>Actual</b>	<b>Budget</b>	<b>Difference</b>	<b>% Left</b>
Council Chambers	2,519	0	(2,519)	#DIV/0!
Court Security Checkpoint		25,488	25,488	100%
Sports Complex Turf Equipment	92,945	148,498	55,553	37%
Sports Complex Broadband		48,509	48,509	100%
Animal Shelter Upgrades	1,295	5,530	4,235	77%
Building 300 Generator		175,000	175,000	100%
Building 300 Entry Doors		30,000	30,000	100%
Building 300 Restroom Improvements		100,000	100,000	100%
Wayfinding Signage	11,398	185,000	173,602	94%
Dump Truck Purchase	180,231	180,231	0	0%
CVMO Radios & Laptops	168,049	168,049	0	0%
Unallocated Funds		903,696		
<b>Operating Transfers</b>				
Main St. Sewer Line Replacement	156,940	529,666	372,726	70%
Dickison Erosion Repair	2,613	264,064	261,451	99%
Hauler Station Upgrades	2,080	237,588	235,508	99%
3rd St. Residential Imprvmnts	2,604	55,000	52,396	95%
Main St. Commercial Connections	45,718	45,718	0	0%
Main St. Lift Station Repairs	38,315	35,000	(3,315)	-9%
Yaqui Circle Line Replacement	40,490	57,500	17,010	30%
Repair Main North of I-17	24,522	45,000	20,478	46%
3rd St. & Maryvale Siphon Repair		100,000	100,000	100%
Net Exps	(769,719)	(3,339,537)	1,666,122	-50%
<b>Grant Revenue</b>	1,868,118	1,868,118	0	0%
<b>Beginning Balance</b>	1,154,836	1,471,419	316,583	22%
<b>Remaining Funds</b>	2,253,235	0	1,982,705	

**TOWN OF CAMP VERDE**  
**Special Revenue Funds**  
**FY23 - 4th QTR ending June 2023**

**Remaining Special Revenue Funds\***

<b><u>Funds</u></b>	<b><u>Exp's</u></b>	<b><u>Rev's</u></b>	<b><u>Net (Exps)/Revs</u></b>	<b>Budgeted <u>Net (Exps)/Revs</u></b>	<b>Fund <u>Balance</u></b>
Court	5,064	16,068	11,004	(129,000)	145,448
Grants	995,919	946,002	(49,917)	(100,378)	(5,428)
CDBG	5,000	5,000	0	0	0
Housing	0	53	53	(123,500)	123,561
911	0	0	0	(1,361)	1,361
Restricted Monies	132,128	206,535	74,407	(382,160)	449,776
Debt	1,669,872	1,669,872	0	0	0

\* - HURF Fund is included on the Functional Expense report

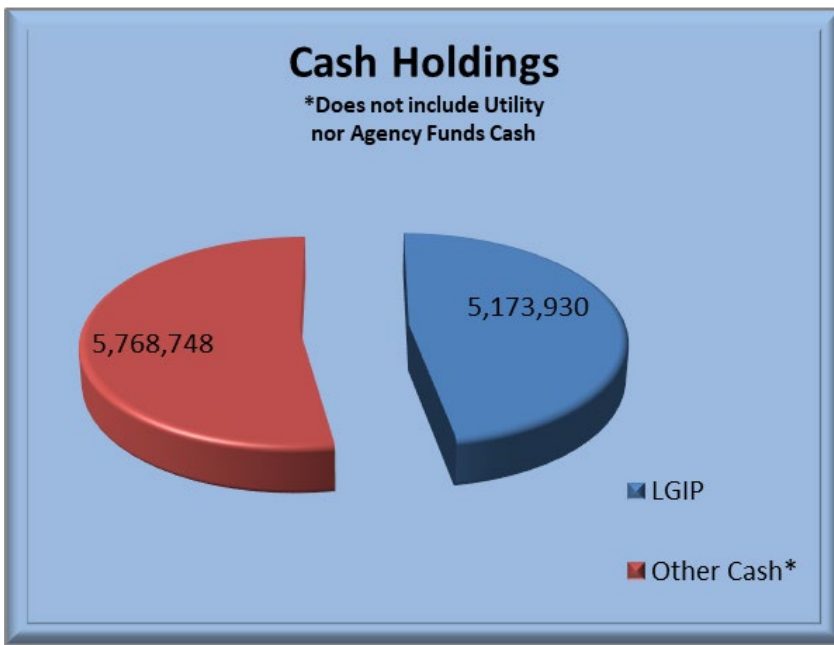
# TOWN OF CAMP VERDE

As of June 30<sup>th</sup>, 2023

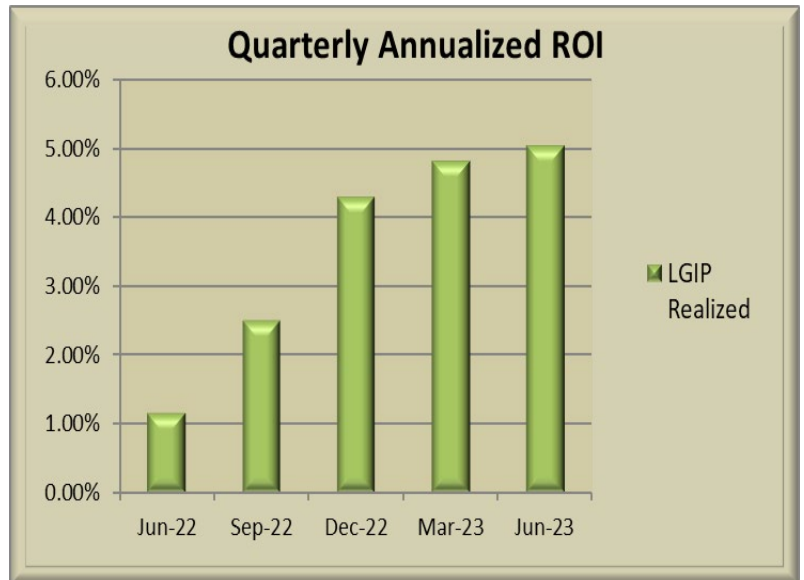
## INVESTMENTS

Account	Balances at Jun 30th	FYTD Interest	EST'D FY ROI Annualized
LGIP	5,173,930	209,172.01	3.35%
Other Cash*	5,768,748	8,906.96	
<b>TOTAL</b>	<b>10,942,678</b>	<b>218,078.97</b>	

\* - Does not include Utility nor Agency Funds Cash.



**Comparative Rates:**  
 Bank Savings – 0.21% to 4.41%  
 1 Mn Treasury Note Rate – 5.24%  
 6 Mn Treasury Note Rate – 5.27%  
 2 YR Treasury Note Rate – 4.87%

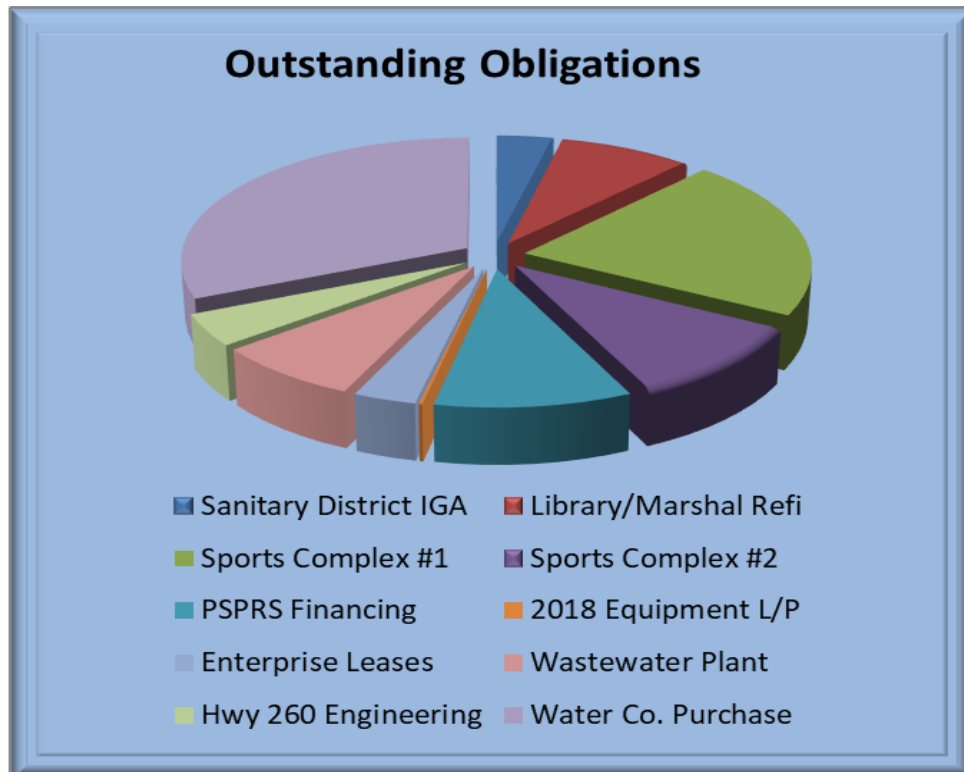


# TOWN OF CAMP VERDE

As of June 30<sup>th</sup>, 2023

## LONG-TERM DEBT

Inception	Purpose	Type	Maturity	Original Debt	Int Rate	FY23 Budget	Current Obligation	Next Disbursement		Debt Retired
								Amount	Date	
<b>Governmental Funds</b>										
7/22/2009	Sanitary District IGA	IGA Pledge	7/1/2032	1,902,000	3.34%	118,385	1,004,270	103,010	7/1/2023	897,730
10/1/2014	Library/Marshal Refi	Bonds	7/1/2030	4,904,000	2.84%	452,210	2,371,000	425,668	7/1/2023	2,533,000
12/27/2017	Sports Complex #1	Bonds	7/1/2044	6,835,000	3.37%	383,520	6,010,000	282,550	7/1/2023	825,000
7/1/2020	Sports Complex #2	Bonds	8/1/2035	2,897,000	2.96%	106,220	2,862,000	62,358	8/1/2023	35,000
2/28/2022	PSPRS Financing	Bonds	8/1/2035	3,015,000	2.77%	230,120	2,860,000	224,611	8/1/2023	155,000
10/10/2018	2018 Equipment L/P	Lease	8/1/2023	500,000	2.99%	107,920	53,000	53,792	8/1/2023	447,000
Various	Enterprise Leases	Lease	Various	1,455,599	Various	374,830	911,496	26,600	Monthly	544,103
<b>Wastewater Fund</b>										
4/20/2018	Wastewater Plant	Note	7/1/1942	2,487,210	2.18%	133,300	2,156,795	110,702	7/1/2023	330,415
1/22/2021	Hwy 260 Engineering	Note	7/1/2025	1,200,000	1.00%	12,000	1,200,000	6,000	7/1/2023	0
	Potential Loan			N/A		85,000	0			
<b>Water Fund</b>										
12/10/2021	Water Co. Purchase	Note	8/1/1946	9,275,000	1.50%	465,400	8,966,320	380,358	8/1/2023	308,680
<b>TOTALS</b>						<b>2,468,905</b>	<b>28,394,881</b>	<b>1,675,649</b>		



# TOWN OF CAMP VERDE

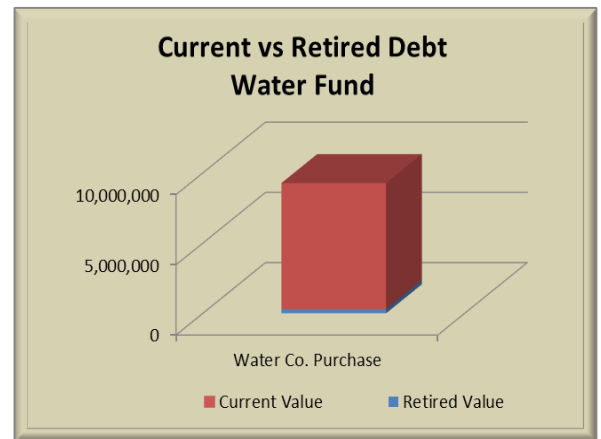
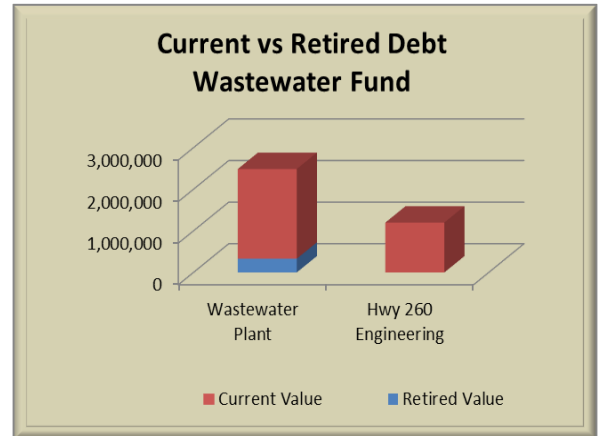
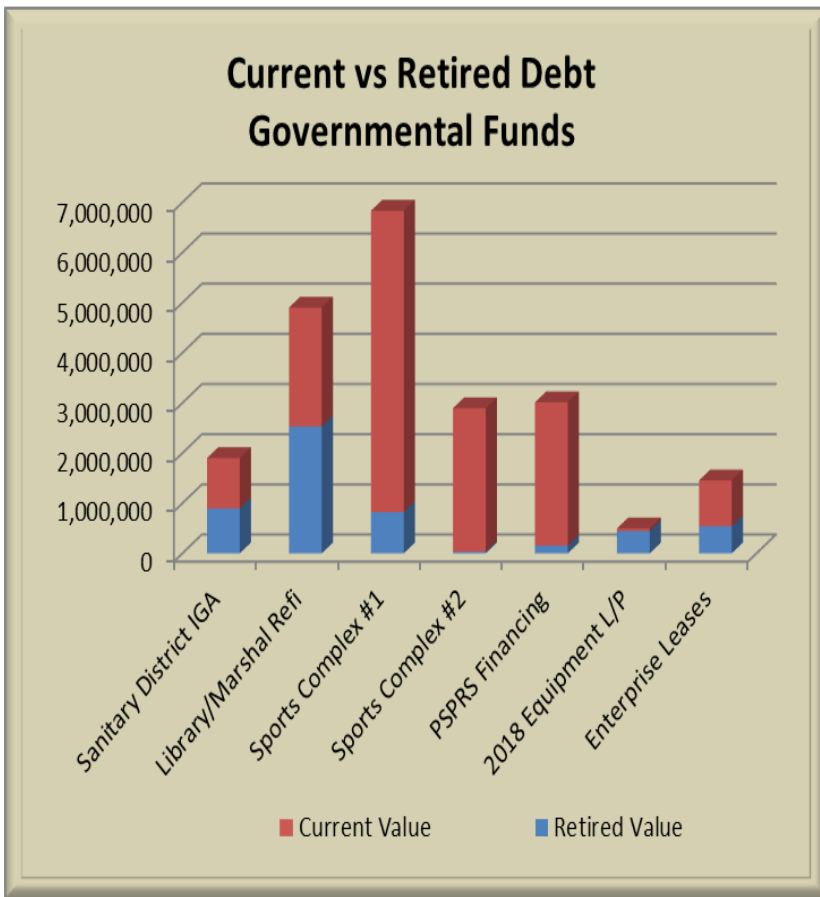
As of June 30<sup>th</sup>, 2023

## LONG-TERM DEBT

### **FY23 Debt Service Fund\***

Category	Actual	Annual Budget	\$ Remaining	% Remaining
Principal Retired	1,120,902	1,206,850	85,948	7%
Interest Paid	544,725	562,860	18,135	3%
Misc Fees	4,245	3,495	(750)	-21%
<b>Total</b>	<b>1,669,872</b>	<b>1,773,205</b>	<b>103,333</b>	<b>6%</b>

\* - Does not include Wastewater or Water Funds





**TOWN OF CAMP VERDE**  
**FT & PT Employee Listing**  
**FY23 - 4th QUARTER ending June 2023**

**General Administration**

<u>Name</u>	<u>Hire Date</u>	<u>Position</u>	<u>Hrs</u>	<u>Class</u>
Cynthia Pemberton	12/16/2019	Town Clerk	40	24
Virginia Jones	11/4/1996	Deputy Town Clerk	40	12
Jadie Edwards	6/23/2022	Administrative Clerk	40	10
Julia Saveleva Kaiser	5/9/2022	HR Director	40	27
Jennifer Jacobs	2/22/2022	HR Specialist	40	11
Mike Showers	7/18/2011	Finance Director	40	28
Katherine Jenkins	6/24/2019	Accountant	40	14
Bobbi Webb	12/9/2019	Accountant	40	14
Anna Tellez	11/23/2021	Accountant	40	12
Heather Vinson	5/17/2021	Risk Manager	40	21
Molly Spangler	1/23/2023	Econ. Dev. Director	40	25
Christine Clark	11/1/2021	Econ. Dev. Specialist	40	19
Sean Brooks	11/1/2021	Econ. Dev. Specialist	40	19
Lynette Kovacovich	5/2/2013	Attendant	15	3
Geraldine Dillinger	6/19/2015	Attendant	15	3
Kristina Kaban	10/10/2022	Attendant	15	3

**Municipal Court**

<u>Name</u>	<u>Hire Date</u>	<u>Position</u>	<u>Hrs</u>	<u>Class</u>
Veronica Pineda	9/2/1997	Court Supervisor	40	14
Kimberly Hillen	2/13/2023	Court Security Officer	20	10
Jade West	10/4/2021	Court Clerk	40	7
Debbie Cordova	6/13/2022	Court Clerk	40	7
Myrna Sienicki	1/9/2023	Court Clerk	40	7

**Public Works**

<u>Name</u>	<u>Hire Date</u>	<u>Position</u>	<u>Hrs</u>	<u>Class</u>
Ken Krebbs	8/22/2023	Public Works Director	40	28
Troy Odell	5/28/2013	Town Engineer	40	24
Bruce Connolly	2/13/2023	Civil Engineer	40	21
Dora Blair	4/9/2018	Public Works Utility Mgr	40	20
Patricia Mancini	10/4/2021	Admin Assistant	40	5
Jeffrey Kobel	5/27/2019	Maintenance Foreman	40	14
Stephen Diacik	9/3/2013	Lead Maint. Worker	40	12
Ezra Collins	4/10/2017	Lead Maint. Worker	40	12
Justin Cooper	8/9/2021	Maintenance Worker	40	5
Victor VanBuskirk	6/30/2020	Maintenance Worker	40	7
Brian Hurtt	9/26/2022	Maintenance Worker	40	7
Triston Laubinger	11/14/2022	Maintenance Worker	40	7

### Public Works (Cont'd)

<u>Name</u>	<u>Hire Date</u>	<u>Position</u>	<u>Hrs</u>	<u>Class</u>
Jarred Graves	3/27/2023	Maintenance Worker	40	7
Yolanda Trahin	9/5/2000	Janitor	40	3
Maria Urias	8/10/2005	Janitor	40	3
Maria Petrie	11/17/2016	Janitor	40	3

### Community Development

<u>Name</u>	<u>Hire Date</u>	<u>Position</u>	<u>Hrs</u>	<u>Class</u>
John Knight	10/4/2021	Comm. Dev. Director	40	27
Roxanne Jasman	12/3/2018	Chief Building Official	40	20
Jonathan Rivero	8/28/2013	Sr. Building Inspector	40	17
Joshua Presmyk	5/16/2022	Jr. Building Inspector	40	10
Barbara Ratlief	2/24/2021	Planner	40	13
Cory Mulcaire	10/18/2021	Planner	40	11
Chris Biggs	7/6/2022	Plans Examiner	40	11
Robert Wheeler	1/2/2023	Zoning Inspector	40	12
Jessica Bolton	4/4/2022	Permit Technician II	40	9
Rita Severson	1/9/2023	Permit Technician	40	8
Clifton Bryson	2/27/2023	Code Enforcement Officer	40	10

### Marshal's Office

<u>Name</u>	<u>Hire Date</u>	<u>Position</u>	<u>Hrs</u>	<u>Class</u>
Corey Rowley	10/15/2018	Marshal	40	30
Daniel Jacobs	9/9/2013	Commander	40	26
Jeff Patten	3/4/2001	Sergeant	40	20
John Reay	7/5/2016	Sergeant	40	20
Joshua Collins	9/30/2019	Sergeant	40	20
Dustin Richardson	6/23/2014	Sergeant	40	20
Van Horn, Joseph	8/7/2022	Sergeant	40	18
David Freeman	10/31/2004	Peace Officer	40	13
Roscoe Owsley	1/6/2013	Peace Officer	40	13
Hanna Bower	10/31/2016	Peace Officer	40	13
Cody "Ty" Wantland	12/17/2018	Peace Officer	40	13
Kristin Robertson	1/27/2020	Peace Officer	40	13
Bryce Wantland	6/28/2020	Peace Officer	40	13
Timothy Hinrichs	7/26/2020	Peace Officer	40	13
Vincenzo Santangelo	7/5/2021	Peace Officer	40	13
Micah Nevarez	7/5/2021	Peace Officer	40	13
Jacob Zeid	2/1/2022	Peace Officer - K9	40	13
Jacob Clevenger	11/7/2021	Peace Officer	40	13
Cody Fant	8/22/2021	Peace Officer	40	13
Davis, Daniel	8/11/2022	Peace Officer	40	13
Jaden Jenkins	6/26/2022	Peace Officer	40	13
Justin McQueary	10/11/2022	Peace Officer	40	13
Oscar Berrelez III	1/2/2023	Peace Officer	40	13

### Marshal's Office (cont'd)

<u>Name</u>	<u>Hire Date</u>	<u>Position</u>	<u>Hrs</u>	<u>Class</u>
Casey S Dragos	4/17/2023	Peace Officer	40	13
Darby Martin	1/29/1998	Commander	40	26
Jeffrey Walter	3/7/2022	Admin Support Manager	40	15
Andrea Ramirez	10/7/2013	Records Specialist II	40	11
Stacey Smith	5/9/2022	Records Specialist II	40	6
Susan Wason	4/26/2011	Dispatcher Lead	40	10
Eva Ruiz	4/8/2018	Dispatcher	40	8
Angela Whitman	11/15/2020	Dispatcher	40	8
Forrest Cooley	9/19/2022	Dispatcher	40	8
Ayla Campisi	2/28/2023	Dispatcher	40	8
Morgan Jackson	3/27/2023	Dispatcher	40	8
Alexis Walters	4/23/2023	Dispatcher	40	8
Robert Eberle	2/1/2021	Quartermaster	40	10
Earl Huff	12/29/2019	Property/Evidence Custodian	40	7
Kenneth McPherson	11/14/2022	Animal Control Officer	40	7
Kelly Jobe	12/19/2022	Administrative Assistant	40	5
Frederick Hayman	3/22/2022	Civilian Investigator	40	9

### Library

<u>Name</u>	<u>Hire Date</u>	<u>Position</u>	<u>Hrs</u>	<u>Class</u>
Kathy Hellman	6/24/2012	Library Director	40	23
Nicole MetzAndrews	1/2/2023	Library Manager	40	18
Alice Gottschalk	1/3/2005	Library Specialist II	40	7
Carson Ralston	8/15/2016	Library Specialist II	40	7
Zachary Garcia	1/3/2017	Library Specialist II	40	7
Leticia Ancira	8/1/2018	Library Specialist-SO	40	7
Wendy Cook-Roberts	6/19/2014	Library Specialist	40	7
Sheldon "Jaye" Valles	8/21/2017	Library Specialist	40	7
Lisa Carnevale	5/3/2020	Senior Library Clerk	19	2
Kaitlin Meitner	1/23/2023	Senior Library Clerk	19	2
Sharon Freeman	10/17/2021	Library Clerk	19	3
Sally Epperson	10/9/2022	Library Clerk	19	3
Joy Lunsford	2/5/2023	Library Clerk	19	3

### Parks & Rec

<u>Name</u>	<u>Hire Date</u>	<u>Position</u>	<u>Hrs</u>	<u>Class</u>
Michael Marshall	12/27/2012	P&R Div. Manager	40	18
Shawna Figy	6/19/2016	Recreation Supervisor	40	13
Phyllis Nettik	4/18/2022	P&R Coordinator	40	9
Kenneth Meyer	8/22/2022	Recreation Leader II	40	2
Sarah Teague	12/12/2022	Recreation Leader II	40	2

### Streets

<u>Name</u>	<u>Hire Date</u>	<u>Position</u>	<u>Hrs</u>	<u>Class</u>
Royce Allen	10/30/2006	Streets Supervisor	40	16
Luis Trahin	4/15/1996	Streets Foreman	40	13
David Hammond	8/9/1998	Sr. Equipment Operator	40	9
Joshua Teague	1/7/2020	Equipment Operator	40	7
Austin O'shaughnessy	5/10/2021	Equipment Operator	40	5
Daniel Jewell Jr	4/23/2023	Equipment Operator	40	5

### Sewer

<u>Name</u>	<u>Hire Date</u>	<u>Position</u>	<u>Hrs</u>	<u>Class</u>
Jeff Low	11/14/2022	Utilities Director	40	28
Chet Teague	3/9/2015	Wastewater Manager	40	19
Marshall Davis	6/30/2013	Wastewater Foreman	40	15
Russell Cron	6/30/2013	Wastewater Operator III	40	12
Justin Ganis	4/3/2017	Wastewater Operator II	40	10
Alexander Cabrera	4/2/2021	Wastewater Operator	40	9
Chris Schrouder	7/5/2016	Wastewater Operator	40	9
John Horner	2/7/2022	Wastewater Operator	40	9
Bryce Menge	3/1/2023	Wastewater Operator	40	7

### Water

<u>Name</u>	<u>Hire Date</u>	<u>Position</u>	<u>Hrs</u>	<u>Class</u>
Ricky Tackitt	5/31/2021	Water Division Manager	40	19
Charles Jewell	5/31/2022	Water Foreman	40	15
Marianna Schwartz	5/31/2022	Public Works Analyst	40	11
Kristopher Stephens	5/31/2022	Water Operator II	40	10
Jessica Clark	6/19/2023	Water Clerk	40	6

FT & PT Employee Count 126

FT Employee Count 117

Seasonal/Temp Workers are not included