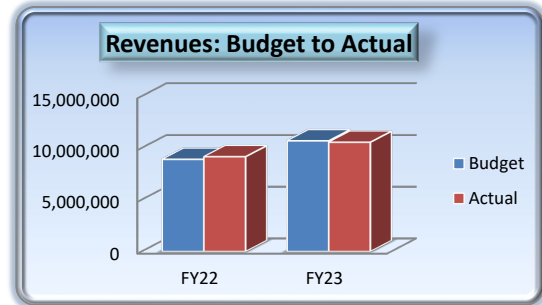


TOWN OF CAMP VERDE
General Fund Report
FY23 - 3rd QTR ending March 2023

GENERAL FUND REVENUES

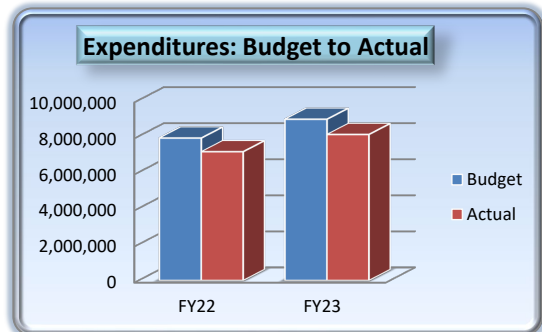
	FY 22-23 Budget	FY 22-23 Actual	% of Budget Received
Local Taxes	7,713,910	5,500,578	71%
Franchise Fees	285,600	191,311	67%
State Sales Tax	1,722,480	1,334,148	77%
Urban Revenue Sharing	2,322,700	1,742,029	75%
Vehicle License Tax	1,074,210	739,081	69%
Other Revenues	1,135,585	1,045,745	92%
TOTAL	14,254,485	10,552,892	74%



Total General Fund revenues are right on target for the 3rd QTR YTD due in large part to community development fees being at, or very close to budget already. On the downside, Local TPT revenues are a bit low for the QTR with February being very low, at \$119K under budget. In total, the 3rd QTR was \$88K under budget. State sales tax has fallen off a bit as well during the QTR but is still a bit above budget YTD. The drop in Local TPT while a bit disconcerting is somewhat offset by the overage in building fees and permits (future growth) and April revenues are indeed coming in strong. At this point, revenues are cautiously on track for the year.

GENERAL FUND EXPENDITURES by DEPARTMENT

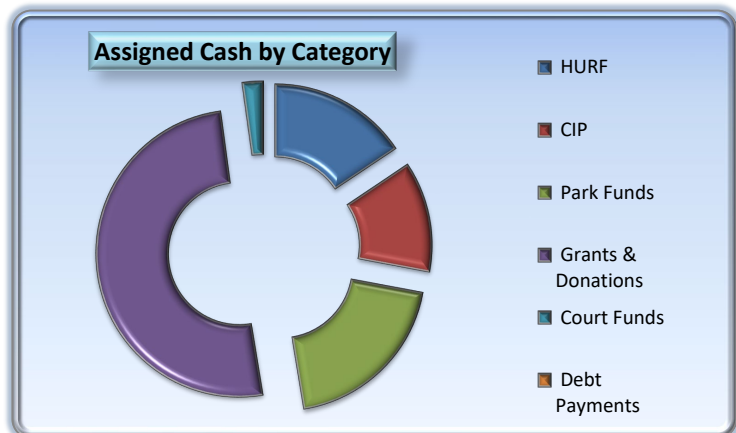
	FY 22-23 Budget	FY 22-23 Actual	% of Budget Expended
General Admin	3,564,443	2,614,851	73%
Court	447,600	284,091	63%
Public Works	1,592,395	965,002	61%
Community Development	956,416	572,433	60%
Marshall's Office	3,914,845	2,685,532	69%
Library	740,145	509,217	69%
Parks & Rec	712,145	469,265	66%
TOTAL	11,927,989	8,100,391	68%



General Fund departments are all at or below their expense budgets through the 3rd QTR. Through March, total General Fund expenses are \$846K under budget (nearly double where they were in December) with CVMO being the most under budget at \$251K followed by Public Works at \$229K and ComDev at \$145K. Wages and ERE are still the predominant reason for the savings. 3rd QTR unassigned cash is estimated at \$3.6M as seen below.

CASH

Bank Accounts	
Pooled Checking	2,369,515
Payroll Checking	17,106
LGIP Investments	4,509,010
Revolving Home Loan	115,822
US Bank/BNY Accounts	2,019,383
Due from Utilities	1,296,244
TOTAL CASH	10,327,080
Assigned Cash	<u>(6,733,436)</u>
Unassigned Cash	<u>3,593,644</u>



TOWN OF CAMP VERDE
 Functional Revenue & Expense Summaries
 FY23 - 3rd QTR ending March 2023

General Fund				
	<u>Actual</u>	<u>Annual Budget</u>	<u>Over/Short</u>	<u>% Remaining</u>
Revenues	10,552,892	14,254,485	(3,701,593)	26%
Wages & ERE	6,002,466	9,086,026	3,083,560	34%
Operational	2,033,894	2,787,363	753,469	27%
Capital/Leases	64,031	54,600	(9,431)	-17%
Net Transfers Out/(In)	1,618,247	2,515,105	896,858	36%
Net	834,254	(188,609)	1,022,863	

Fund Balance: 4,903,703

HURF Fund				
	<u>Actual</u>	<u>Annual Budget</u>	<u>Over/Short</u>	<u>% Remaining</u>
Revenues	890,132	1,268,480	(378,348)	30%
Wages & ERE	266,600	502,650	236,050	47%
Operational	188,245	350,765	162,520	46%
Capital/Leases	181,612	10,000	(171,612)	-1716%
Net Transfers Out/(In)	226,506	292,100	65,594	22%
Net	27,169	112,965	(85,796)	

Fund Balance: 920,463

Wastewater Fund*				
	<u>Actual</u>	<u>646,244</u>	<u>Over/Short</u>	<u>% Remaining</u>
Operating Revenues	1,462,396	2,053,349	(590,953)	29%
Grants & Loan Funding	0	0	0	N/A
Wages & ERE	491,965	768,915	276,950	36%
Operational	625,908	820,880	194,972	24%
Capital & Debt	737,218	5,737,010	4,999,792	87%
Net Transfers Out/(In)	(239,274)	(5,281,710)	(5,042,436)	95%
Net	(153,421)	8,254	(161,675)	

* - Depreciation is not included in the above schedule (\$1.1M budget).

Fund Balance: 17,123,477

Water Fund*				
	<u>Actual</u>	<u>Annual Budget</u>	<u>Over/Short</u>	<u>% Remaining</u>
Operating Revenues	1,210,063	1,600,000	(389,937)	24%
Wages & ERE	302,871	497,465	194,594	39%
Operational	277,243	290,580	13,337	5%
Capital & Debt	394,069	761,400	367,331	48%
Net Transfers Out/(In)	0	0	0	N/A
Net	235,880	50,555	185,325	

* - Depreciation is not included in the above schedule (\$50K budget).

Fund Balance: 235,880

TOWN OF CAMP VERDE
Capital Funds
FY23 - 3rd QTR ending March 2023

Capital Improvement Fund Projects

Projects	Actual	Annual Budget	Difference	% Left
Unallocated fm Gen Fund		(63,418)	(63,418)	100%
Circle K Bldg Demolition	55,575	55,800	225	0%
Town Vehicles	2,317	365,000		
CVMO Vehicles		350,000	350,000	100%
CVMO Radio Upgrades	168,049	175,000	6,951	4%
CVMO Fire Arms	50,189	45,000	(5,189)	-12%
Rodeo Arena Bathrooms		2,854	2,854	100%
Rodeo Arena Concession	13,542	38,991	25,449	65%
Remodel of 300 Bldg Space		40,000	40,000	100%
Parson Riverfront Preserve		45,000	45,000	100%
Pool Improvements		30,000		
HVAC Replacement for 204 & 305	60,168	44,624	(15,544)	-35%
Gazebo Repair	5,200	48,000	42,800	89%
Community Development Remodel	12,622	12,886	264	2%
Wilshire & Indust Roundabouts		15,013	15,013	100%
Town Copiers	17,054	17,400		
Finnie Flat Streetscape		15,369	15,369	100%
Verde Lakes Improvements	22,415	50,000		
Stormwater Projects		19,960	19,960	100%
Operating Transfer Out to CDBG		169,000	169,000	100%
Net Exps	(407,131)	(1,476,479)	648,734	-44%
Interest/Grants/Operating Transfers In	250,000	250,000	0	0%
Debt Financing		715,000	(715,000)	N/A
Beginning Fund Balance	910,362	693,260	(217,102)	-31%
Ending Fund Balance	753,231	181,781	(283,368)	

Park Fund Project

Sports Complex	Actual	Annual Budget	Difference	% Left
Project Budget		5,399,488		
Equipment	0			
Buildings	13,494			
Infrastructure	1,243,876			
Net Exps	(1,257,370)	(5,399,488)	4,142,118	77%
Interest/Grants/Operating Transfers In	430,448	3,534,000	(3,103,552)	88%
Beginning Fund Balance	1,715,987	1,865,488	(149,501)	
Ending Fund Balance	889,065	0	889,065	

TOWN OF CAMP VERDE
Capital Funds
FY23 - 3rd QTR ending March 2023

ARPA Funded Projects

Expenses	Actual	Annual Budget	Difference	% Left
Council Chambers	2,519	0	(2,519)	#DIV/0!
Court Security Checkpoint		25,488	25,488	100%
Sports Complex Turf Equipment		148,498	148,498	100%
Sports Complex Broadband		48,509	48,509	100%
Animal Shelter Upgrades	1,250	5,530	4,280	77%
Building 300 Generator		175,000	175,000	100%
Building 300 Entry Doors		30,000	30,000	100%
Building 300 Restroom Improvements		100,000	100,000	100%
Wayfinding Signage	11,398	185,000	173,602	94%
Unallocated Funds		1,251,976		
Operating Transfers				
Main St. Sewer Line Replacement	92,035	529,666	437,631	83%
Dickison Erosion Repair		264,064	264,064	100%
Hauler Station Upgrades	2,080	237,588	235,508	99%
3rd St. Residential Imprvmnts	2,604	55,000	52,396	95%
Main St. Commercial Connections	45,718	45,718	0	0%
Main St. Lift Station Repairs	31,826	35,000	3,174	9%
Yaqui Circle Line Replacement	65,012	57,500	(7,512)	-13%
Repair Main North of I-17		45,000	45,000	100%
3rd St. & Maryvale Siphon Repair		100,000	100,000	100%
Net Exps	(254,442)	(3,339,537)	1,833,119	-55%
Grant Revenue	1,868,118	1,868,118	0	0%
Beginning Balance	1,154,836	1,471,419	316,583	22%
Remaining Funds	2,768,512	0	2,149,702	

TOWN OF CAMP VERDE
Special Revenue Funds
FY23 - 3rd QTR ending March 2023

Remaining Special Revenue Funds*

<u>Funds</u>	<u>Exp's</u>	<u>Rev's</u>	<u>Net (Exps)/Revs</u>	<u>Budgeted Net (Exps)/Revs</u>	<u>Fund Balance</u>
Court	3,539	11,436	7,897	(129,000)	142,341
Grants	685,423	537,787	(147,636)	(100,378)	(117,877)
CDBG	0	0	0	0	0
Housing	0	43	43	(123,500)	123,551
911	0	0	0	(1,361)	1,361
Restricted Monies	100,176	170,387	70,211	(382,160)	445,580
Debt	1,492,203	1,492,203	0	0	0

* - HURF Fund is included on the Functional Expense report

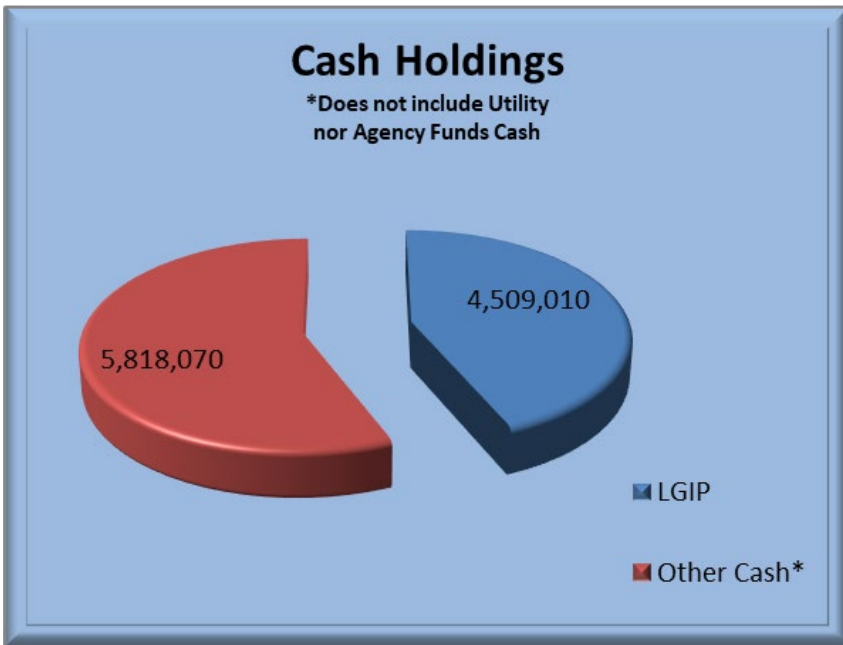
TOWN OF CAMP VERDE

As of March 31st, 2023

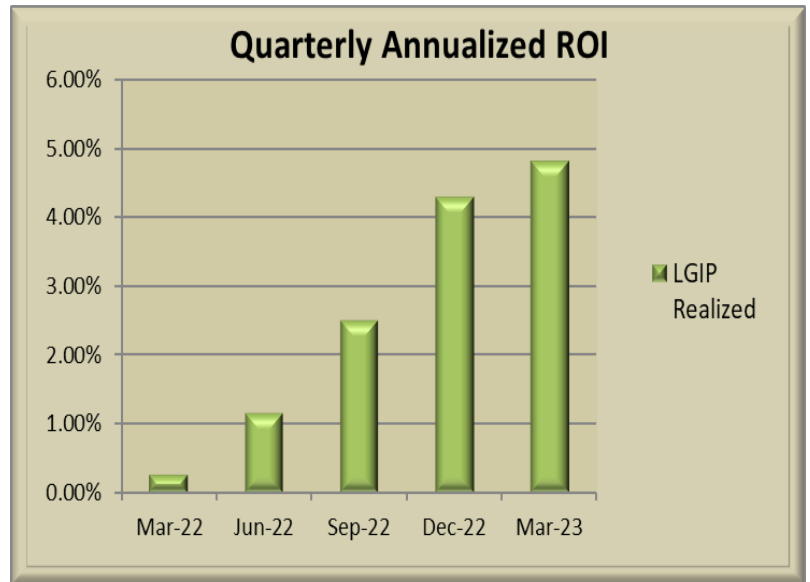
INVESTMENTS

Account	Balances at Mar 31st	FYTD Interest	EST'D FY ROI Annualized
LGIP	4,509,010	144,036.90	3.35%
Other Cash*	5,818,070	8,897.35	
TOTAL	10,327,080	152,934.25	

* - Does not include Utility nor Agency Funds Cash.



Comparative Rates:	
Bank Savings	– 0.02%
1 Mn Treasury Note Rate	– 4.74%
6 Mn Treasury Note Rate	– 4.94%
2 YR Treasury Note Rate	– 4.06%

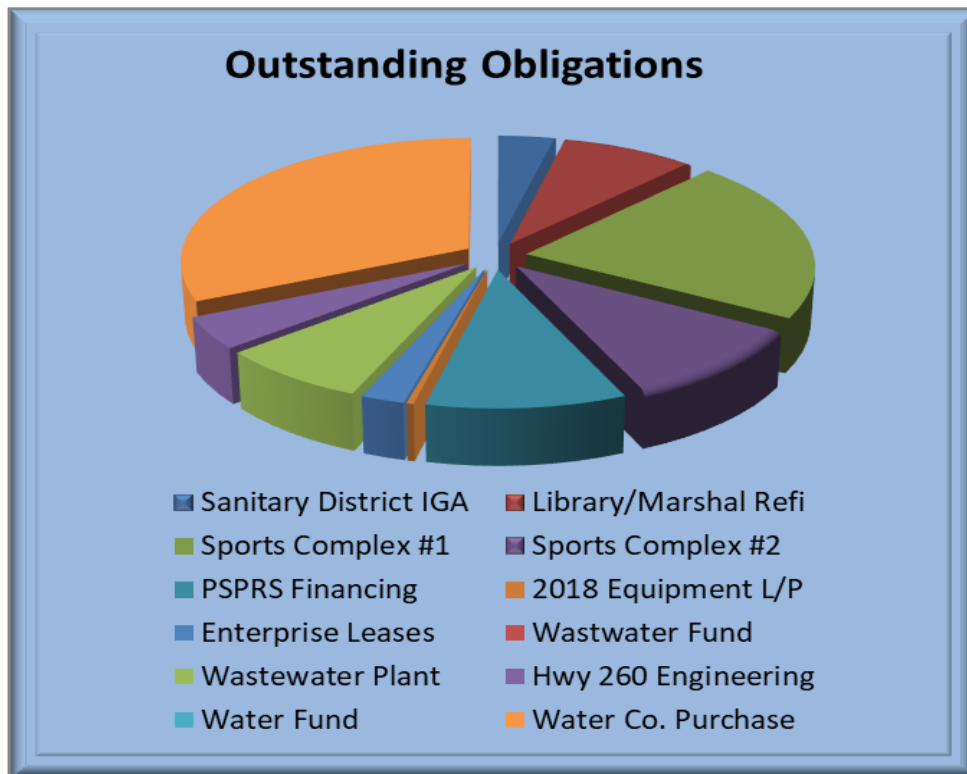


TOWN OF CAMP VERDE

As of March 31st, 2023

LONG-TERM DEBT

Inception	Purpose	Type	Maturity	Original Debt	Int Rate	FY23 Budget	Current Obligation	Next Disbursement		Debt Retired
								Amount	Date	
Governmental Funds										
7/22/2009	Sanitary District IGA	IGA Pledge	7/1/2032	1,902,000	3.34%	118,385	1,004,270	103,010	7/1/2023	897,730
10/1/2014	Library/Marshal Refi	Bonds	7/1/2030	4,904,000	2.84%	452,210	2,371,000	425,668	7/1/2023	2,533,000
12/27/2017	Sports Complex #1	Bonds	7/1/2044	6,835,000	3.37%	383,520	6,010,000	282,550	7/1/2023	825,000
7/1/2020	Sports Complex #2	Bonds	8/1/2035	2,897,000	2.96%	106,220	2,862,000	62,358	8/1/2023	35,000
2/28/2022	PSPRS Financing	Bonds	8/1/2035	3,015,000	2.77%	230,120	2,860,000	224,611	8/1/2023	155,000
10/10/2018	2018 Equipment L/P	Note	8/1/2023	500,000	2.99%	107,920	105,000	53,792	8/1/2023	395,000
Various	Enterprise Leases	Note	Various	1,053,947	Various	374,830	625,415	23,835	Monthly	428,532
Wastewater Fund										
4/20/2018	Wastewater Plant	Note	7/1/1942	2,487,210	2.18%	133,300	2,156,795	110,702	7/1/2023	330,415
1/22/2021	Hwy 260 Engineering	Note	7/1/2025	1,200,000	1.00%	12,000	1,200,000	8,000	7/1/2023	0
Water Fund										
12/10/2021	Water Co. Purchase	Loan	8/1/1946	9,275,000	1.50%	465,400	8,966,320	380,358	8/1/2023	308,680
TOTALS						2,383,905	28,160,800	1,674,884		



TOWN OF CAMP VERDE

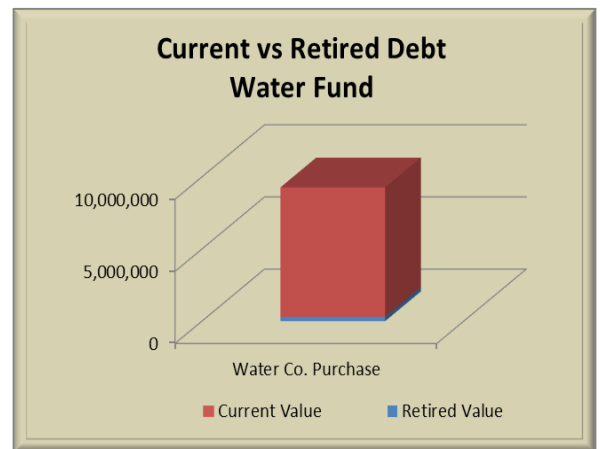
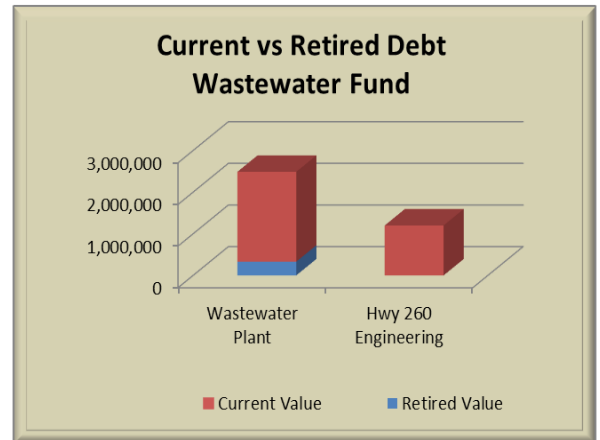
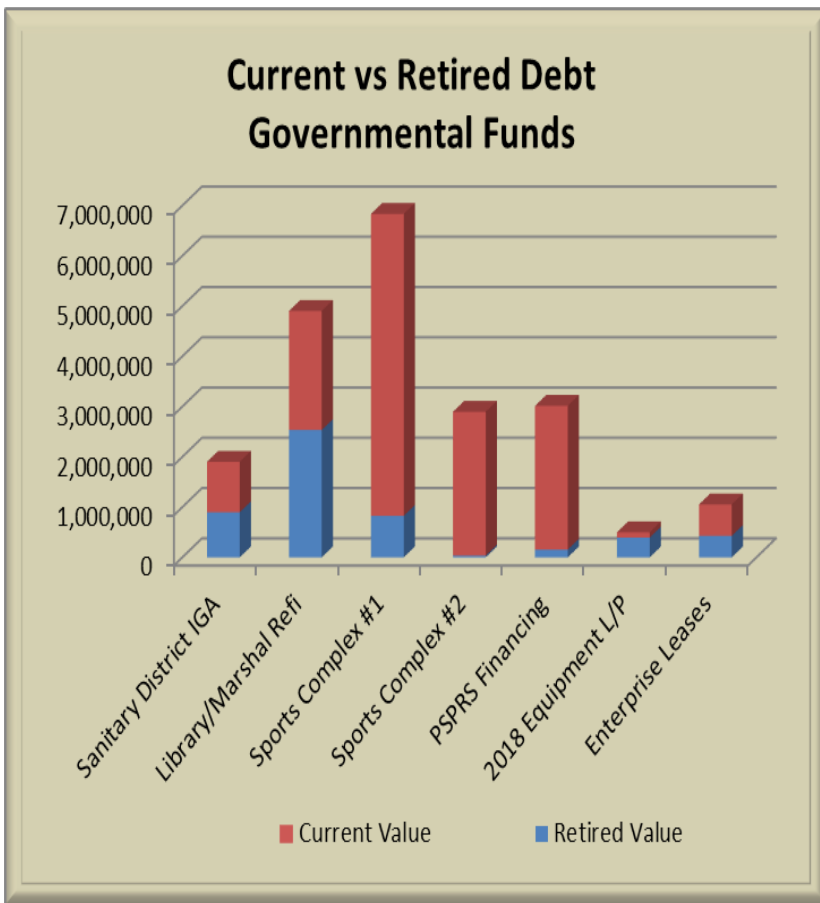
As of March 31st, 2023

LONG-TERM DEBT

FY23 Debt Service Fund*

Category	Actual	Annual Budget	\$ Remaining	% Remaining
Principal Retired	958,894	1,206,850	247,956	21%
Interest Paid	275,348	562,860	287,512	51%
Misc Fees	3,245	3,495	250	7%
Total	1,237,487	1,773,205	535,718	30%

* - Does not include Wastewater or Water Funds



TOWN OF CAMP VERDE
FT & PT Employee Listing
FY23 - 3rd QUARTER ending March 2023

General Administration

<u>Name</u>	<u>Hire Date</u>	<u>Position</u>	<u>Hrs</u>	<u>Class</u>
Cynthia Pemberton	12/16/2019	Town Clerk	40	24
Virginia Jones	11/4/1996	Deputy Town Clerk	40	12
Jadie Edwards	6/23/2022	Administrative Clerk	40	10
Julia Saveleva Kaiser	5/9/2022	HR Director	40	27
Jennifer Jacobs	2/22/2022	HR Specialist	40	11
Mike Showers	7/18/2011	Finance Director	40	28
Katherine Jenkins	6/24/2019	Accountant	40	14
Bobbi Webb	12/9/2019	Accountant	40	14
Anna Tellez	11/23/2021	Accountant	40	14
Heather Vinson	5/17/2021	Risk Manager	40	21
James Waters	11/8/2021	CIP Project Manager	40	19
Molly Spangler	1/23/2023	Econ. Dev. Director	40	25
Christine Clark	11/1/2021	Econ. Dev. Specialist	40	19
Sean Brooks	11/1/2021	Econ. Dev. Specialist	40	19
Lynette Kovacovich	5/2/2013	Attendant	15	3
Geraldine Dillinger	6/19/2015	Attendant	15	3
Kristina Kabalan	10/10/2022	Attendant	15	3

Municipal Court

<u>Name</u>	<u>Hire Date</u>	<u>Position</u>	<u>Hrs</u>	<u>Class</u>
Veronica Pineda	9/2/1997	Court Supervisor	40	14
Kimberly Hillen	2/13/2023	Court Security Officer	20	10
Jade West	10/4/2021	Court Clerk	40	7
Debbie Cordova	6/13/2022	Court Clerk	40	7
Myrna Sienicki	1/9/2023	Court Clerk	40	7

Public Works

<u>Name</u>	<u>Hire Date</u>	<u>Position</u>	<u>Hrs</u>	<u>Class</u>
Ken Krebs	8/22/2023	Public Works Director	40	28
Troy Odell	5/28/2013	Town Engineer	40	24
Bruce Connolly	2/13/2023	Civil Engineer	40	21
Dora Blair	4/9/2018	Public Works Utility Mgr	40	20
Patricia Mancini	10/4/2021	Admin Assistant	40	5
Jeffrey Kobel	5/27/2019	Maintenance Foreman	40	14
Stephen Diacik	9/3/2013	Lead Maint. Worker	40	12
Ezra Collins	4/10/2017	Lead Maint. Worker	40	12
Justin Cooper	8/9/2021	Maintenance Worker	40	7
Victor VanBuskirk	6/30/2020	Maintenance Worker	40	7

Public Works (Cont'd)

<u>Name</u>	<u>Hire Date</u>	<u>Position</u>	<u>Hrs</u>	<u>Class</u>
Brian Hurtt	9/26/2022	Maintenance Worker	40	7
Triston Laubinger	11/14/2022	Maintenance Worker	40	7
Tristin Dalton	3/27/2023	Maintenance Worker	40	7
Jarred Graves	3/27/2023	Maintenance Worker	40	7
Yolanda Trahin	9/5/2000	Janitor	40	3
Maria Urias	8/10/2005	Janitor	40	3
Maria Petrie	11/17/2016	Janitor	40	3

Community Development

<u>Name</u>	<u>Hire Date</u>	<u>Position</u>	<u>Hrs</u>	<u>Class</u>
John Knight	10/4/2021	Comm. Dev. Director	40	27
Roxanne Jasman	12/3/2018	Chief Building Official	40	20
Jonathan Rivero	8/28/2013	Sr. Building Inspector	40	17
Joshua Presmyk	5/16/2022	Jr. Building Inspector	40	12
Barbara Ratlief	2/24/2021	Planner	40	13
Cory Mulcaire	10/18/2021	Planner	40	13
Chris Biggs	7/6/2022	Plans Examiner	40	13
Robert Wheeler	1/2/2023	Zoning Inspector	40	12
Jessica Bolton	4/4/2022	Permit Technician II	40	9
Rita Severson	1/9/2023	Permit Technician	40	8
Clifton Bryson	2/27/2023	Code Enforcement Officer	40	10

Marshal's Office

<u>Name</u>	<u>Hire Date</u>	<u>Position</u>	<u>Hrs</u>	<u>Class</u>
Corey Rowley	10/15/2018	Marshal	40	30
Daniel Jacobs	9/9/2013	Commander	40	26
Jeff Patten	3/4/2001	Sergeant	40	20
John Reay	7/5/2016	Sergeant	40	20
Joshua Collins	9/30/2019	Sergeant	40	20
Dustin Richardson	6/23/2014	Sergeant	40	20
Van Horn, Joseph	8/7/2022	Sergeant	40	15
David Freeman	10/31/2004	Deputy	40	15
Roscoe Owsley	1/6/2013	Deputy	40	15
Hanna Bower	10/31/2016	Deputy	40	15
Cody "Ty" Wantland	12/17/2018	Deputy	40	15
Kristin Robertson	1/27/2020	Deputy	40	15
Bryce Wantland	6/28/2020	Deputy	40	15
Timothy Hinrichs	7/26/2020	Deputy	40	15
Vincenzo Santangelo	7/5/2021	Deputy	40	15
Micah Nevarez	7/5/2021	Deputy	40	15
Jacob Zeid	2/1/2022	Deputy-K9	40	15
Jacob Clevenger	11/7/2021	Deputy	40	15
Cody Fant	8/22/2021	Deputy	40	15
Davis, Daniel	8/11/2022	Deputy	40	15

Marshal's Office (cont'd)

<u>Name</u>	<u>Hire Date</u>	<u>Position</u>	<u>Hrs</u>	<u>Class</u>
Jaden Jenkins	6/26/2022	Deputy	40	15
Justin McQueary	10/11/2022	Deputy	40	15
Oscar Berrelez III	1/2/2023	Deputy	40	15
Darby Martin	1/29/1998	Commander	40	26
Jeffrey Walter	3/7/2022	Admin Support Manager	40	20
Andrea Ramirez	10/7/2013	Records Specialist II	40	11
Stacey Smith	5/9/2022	Records Specialist II	40	11
Susan Wason	4/26/2011	Dispatcher Lead	40	10
Eva Ruiz	4/8/2018	Dispatcher	40	10
Angela Whitman	11/15/2020	Dispatcher	40	10
Forrest Cooley	9/19/2022	Dispatcher	40	10
Chayanne Harper	2/20/2023	Dispatcher	40	10
Ayla Campisi	2/28/2023	Dispatcher	40	10
Morgan Jackson	3/27/2023	Dispatcher	40	10
Robert Eberle	2/1/2021	Quartermaster	40	10
Earl Huff	12/29/2019	Property/Evidence Custodian	40	7
Kenneth McPherson	11/14/2022	Animal Control Officer	40	7
Kelly Jobe	12/19/2022	Administrative Assistant	40	5
Frederick Hayman	3/22/2022	Civilian Investigator	40	9

Library

<u>Name</u>	<u>Hire Date</u>	<u>Position</u>	<u>Hrs</u>	<u>Class</u>
Kathy Hellman	6/24/2012	Library Director	40	23
Nicole MetzAndrews	1/2/2023	Library Manager	40	18
Alice Gottschalk	1/3/2005	Library Specialist II	40	7
Carson Ralston	8/15/2016	Library Specialist II	40	7
Zachary Garcia	1/3/2017	Library Specialist II	40	7
Leticia Ancira	8/1/2018	Library Specialist-SO	40	7
Wendy Cook-Roberts	6/19/2014	Library Specialist	40	7
Sheldon "Jaye" Valles	8/21/2017	Library Specialist	40	7
Lisa Carnevale	5/3/2020	Senior Library Clerk	19	3
Kaitlin Meitner	1/23/2023	Senior Library Clerk	19	3
Sharon Freeman	10/17/2021	Library Clerk	19	3
Sally Epperson	10/9/2022	Library Clerk	19	3
Joy Lunsford	2/5/2023	Library Clerk	19	3

Parks & Rec

<u>Name</u>	<u>Hire Date</u>	<u>Position</u>	<u>Hrs</u>	<u>Class</u>
Michael Marshall	12/27/2012	P&R Div. Manager	40	18
Shawna Figy	6/19/2016	Recreation Supervisor	40	13
Phyllis Nettik	4/18/2022	P&R Coordinator	40	9
Kenneth Meyer	8/22/2022	Recreation Leader	40	4
Sarah Teague	12/12/2022	Recreation Leader	40	4

Streets

<u>Name</u>	<u>Hire Date</u>	<u>Position</u>	<u>Hrs</u>	<u>Class</u>
Royce Allen	10/30/2006	Streets Supervisor	40	16
Luis Trahin	4/15/1996	Streets Foreman	40	13
David Hammond	8/9/1998	Sr. Equipment Operator	40	9
Joshua Teague	1/7/2020	Equipment Operator	40	7
Austin O'shaughnessy	5/10/2021	Equipment Operator	40	7

Sewer

<u>Name</u>	<u>Hire Date</u>	<u>Position</u>	<u>Hrs</u>	<u>Class</u>
Jeff Low	11/14/2022	Utilities Director	40	28
Chet Teague	3/9/2015	Wastewater Manager	40	19
Marshall Davis	6/30/2013	Wastewater Foreman	40	15
Russell Cron	6/30/2013	Wastewater Operator	40	9
Justin Ganis	4/3/2017	Wastewater Operator	40	9
Alexander Cabrera	4/2/2021	Wastewater Operator	40	9
Chris Schrouder	7/5/2016	Wastewater Operator	40	9
John Horner	2/7/2022	Wastewater Operator	40	9
Bryce Menge	3/1/2023	Wastewater Operator	40	9

Water

<u>Name</u>	<u>Hire Date</u>	<u>Position</u>	<u>Hrs</u>	<u>Class</u>
Ricky Tackitt	5/31/2021	Water Division Manager	40	19
Charles Jewell	5/31/2022	Water Foreman	40	15
Marianna Schwartz	5/31/2022	Public Works Analyst	40	11
Kristopher Stephens	5/31/2022	Water Operator	40	9

FT & PT Employee Count 125
FT Employee Count 116
Seasonal/Temp Workers are not included