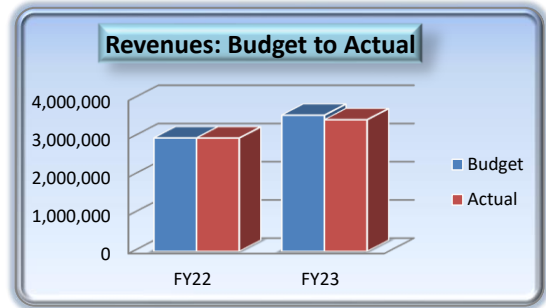


TOWN OF CAMP VERDE
General Fund Report
FY23 - 1st QTR ending September 2022

GENERAL FUND REVENUES

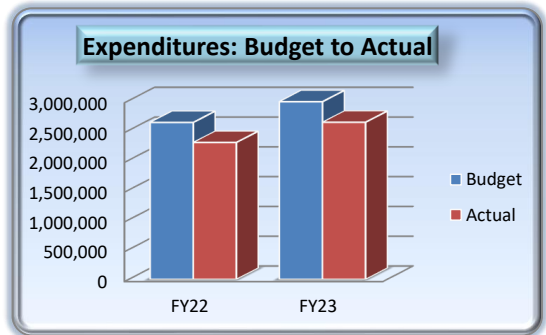
	FY 22-23 Budget	FY 22-23 Actual	% of Budget Received
Local Taxes	7,713,910	1,790,329	23%
Franchise Fees	285,600	102,474	36%
State Sales Tax	1,722,480	429,576	25%
Urban Revenue Sharing	2,322,700	580,676	25%
Vehicle License Tax	1,074,210	258,208	24%
Other Revenues	1,135,585	283,640	25%
TOTAL	14,254,485	3,444,903	24%



Revenues through the first QTR are virtually right on target which is technically putting them ahead of the game for the year. Local Taxes are slightly off budget through September by about 7% (\$138K). Vehicle License taxes are less than \$10K short of budget through September (4%) and all remaining categories are at or above budget for the QTR.

GENERAL FUND EXPENDITURES by DEPARTMENT

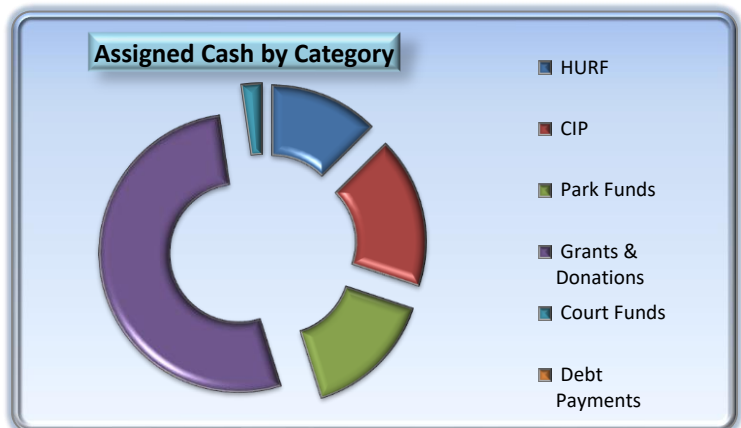
	FY 22-23 Budget	FY 22-23 Actual	% of Budget Expended
General Admin	3,605,478	898,634	25%
Court	447,600	93,102	21%
Public Works	1,551,360	309,225	20%
Community Development	956,416	170,339	18%
Marshall's Office	3,914,845	850,549	22%
Library	740,145	153,430	21%
Parks & Rec	712,145	161,423	23%
TOTAL	11,927,989	2,636,702	22%



General Fund functional areas are all at or below their expense budgets through the first QTR. Through September, total General Fund expenses are \$345K (12%) under budget with CVMO being the most under budget at \$128K followed by Public Works at \$79K and ComDev at \$69K. Wages and ERE are the predominant reason for the savings. First QTR unassigned cash is estimated at \$3.5M as seen below.

CASH

Bank Accounts	
Pooled Checking	1,192,008
Payroll Checking	19,636
LGIP Investments	5,486,451
Revolving Home Loan	115,793
US Bank/BNY Accounts	1,979,922
Due from Sewer	771,250
TOTAL CASH	9,565,060
Assigned Cash	(6,049,902)
Unassigned Cash	3,515,158



TOWN OF CAMP VERDE
Functional Revenue & Expense Summaries
FY23 - 1st QTR ending September 2022

General Fund				
	<u>Actual</u>	<u>Annual Budget</u>	<u>Over/Short</u>	<u>% Remaining</u>
Revenues	3,444,903	14,254,485	(10,809,582)	76%
Wages & ERE	1,800,477	9,086,026	7,285,549	80%
Operational	826,149	2,787,363	1,961,214	70%
Capital	10,075	54,600	44,525	82%
Net Transfers Out/(In)	1,256,707	2,515,105	1,258,398	50%
Net	(448,505)	(188,609)	(259,896)	

Fund Balance:	3,976,055
---------------	-----------

HURF Fund				
	<u>Actual</u>	<u>Annual Budget</u>	<u>Over/Short</u>	<u>% Remaining</u>
Revenues	293,328	1,268,480	(975,152)	77%
Wages & ERE	81,705	502,650	420,945	84%
Operational	78,973	350,765	271,792	77%
Capital	1,381	10,000	8,619	N/A
Net Transfers Out/(In)	164,526	292,100	127,574	44%
Net	(33,257)	112,965	(146,222)	

Fund Balance:	860,038
---------------	---------

Wastewater Fund*				
	<u>Actual</u>	<u>Annual Budget</u>	<u>Over/Short</u>	<u>% Remaining</u>
Operating Revenues	468,480	2,053,349	(1,584,869)	77%
Grants & Loan Funding	0	0	0	#DIV/0!
Wages & ERE	139,941	768,915	628,974	82%
Operational	157,874	820,880	663,006	81%
Capital & Debt	291,009	5,737,010	5,446,001	95%
Net Transfers Out/(In)	0	(5,281,710)	(5,281,710)	N/A
Net	(120,344)	8,254	(128,598)	

* - Depreciation is not included in the above schedule (\$1.1M budget).

Fund Balance:	17,127,680
---------------	------------

Water Fund*				
	<u>Actual</u>	<u>Annual Budget</u>	<u>Over/Short</u>	<u>% Remaining</u>
Operating Revenues	457,289	1,600,000	(1,142,711)	71%
Wages & ERE	83,380	497,465	414,085	83%
Operational	81,903	290,580	208,677	72%
Capital & Debt	321,205	761,400	440,195	58%
Net Transfers Out/(In)	0	0	0	N/A
Net	(29,199)	50,555	(79,754)	

* - Depreciation is not included in the above schedule (\$50K budget).

Fund Balance:	709,854
---------------	---------

TOWN OF CAMP VERDE
Capital Funds
FY23 - 1st QTR ending September 2022

Capital Improvement Fund Projects

Projects	<u>Actual</u>	<u>Annual Budget</u>	<u>Difference</u>	<u>% Left</u>
Unallocated fm Gen Fund		(13,418)	(13,418)	100%
Circle K Bldg Demolition	14,800	55,800	41,000	73%
Town Vehicles		365,000		
CVMO Vehicles		350,000	350,000	100%
CVMO Radio Upgrades	53,127	175,000	121,873	70%
CVMO Fire Arms		45,000	45,000	100%
Rodeo		0		
Rodeo Arena Bathrooms		2,854	2,854	100%
Rodeo Arena Concession	13,542	38,991	25,449	65%
Remodel of 300 Bldg Space		40,000	40,000	100%
Parson Riverfront Preserve		45,000	45,000	100%
Pool Improvements		30,000		
HVAC Replacement for 204 & 305	24,440	44,624	20,184	45%
Gazebo Repair	4,500	48,000	43,500	91%
Community Development Remodel	12,622	12,886	264	2%
Wilshire & Indust Roundabouts		15,013	15,013	100%
Town Copiers		17,400		
Finnie Flat Streetscape		15,369	15,369	100%
Stormwater Projects		19,960	19,960	100%
Operating Transfer Out to CDBG		169,000	169,000	100%
Net Exps	(123,031)	(1,476,479)	941,048	-64%
Interest/Grants/Operating Transfers In	250,000	250,000	0	0%
Debt Financing		715,000	(715,000)	N/A
Beginning Balance	960,164	693,260	(266,904)	-38%
Remaining Funds	1,087,133	181,781	(40,856)	

Park Fund Project

Sports Complex	<u>Actual</u>	<u>Annual Budget</u>	<u>Difference</u>	<u>% Left</u>
Project Budget		5,399,488		
Equipment	0			
Buildings	12,600			
Infrastructure	805,883			
Net Exps	(818,483)	(5,399,488)	4,581,005	-85%
Interest/Grants/Operating Transfers In	108,648	3,534,000	(3,425,352)	-97%
Beginning Balance	1,715,987	1,865,488	149,501	8%
Remaining Funds	1,006,152	0	1,305,154	

TOWN OF CAMP VERDE
Capital Funds
 FY23 - 1st QTR ending September 2022

ARPA Funded Projects

Expenses	Actual	Annual Budget	Difference	% Left
Council Chambers	2,519	0	(2,519)	#DIV/0!
Court Security Checkpoint		25,488	25,488	100%
Sports Complex Broadband		48,509	48,509	100%
Animal Shelter Upgrades	1,250	5,530	4,280	77%
Building 300 Generator		175,000	175,000	100%
Building 300 Entry Doors		30,000	30,000	100%
Building 300 Restroom Improvements		100,000	100,000	100%
Wayfinding Signage		185,000	185,000	100%
Unallocated Funds		1,566,192		
Operating Transfers				
Main St. Sewer Line Replacement		409,666	409,666	100%
Dickison Erosion Repair		264,064	264,064	100%
Hauler Station Upgrades		237,588	237,588	100%
3rd St. Residential Imprvmnts		55,000	55,000	100%
Main St. Lift Station Repairs		35,000	35,000	100%
Yaqui Circle Line Replacement		57,500	57,500	100%
Repair Main North of I-17		45,000	45,000	100%
3rd St. & Maryvale Siphon Repair		100,000	100,000	100%
Net Exps	(3,769)	(3,339,537)	1,769,576	-53%
Grant Revenue	1,868,118	1,868,118	0	0%
Beginning Balance	1,109,118	1,471,419	362,301	25%
Remaining Funds	2,973,467	0	2,131,877	

TOWN OF CAMP VERDE
Special Revenue Funds
FY23 - 1st QTR ending September 2022

Remaining Special Revenue Funds*

	<u>Exp's</u>	<u>Rev's</u>	<u>Net (Exps)/Revs</u>	<u>Budgeted Net (Exps)/Revs</u>	<u>Fund Balance</u>
Court	0	3,705	3,705	(129,000)	138,148
Grants	500,715	30,461	(470,254)	(100,378)	(207,119)
CDBG	0	0	0	0	0
Housing	0	14	14	(123,500)	123,523
911	0	0	0	(1,361)	1,361
Restricted Monies	32,384	141,944	109,560	(382,160)	481,345
Debt	1,171,232	1,171,232	0	0	0

* - HURF Fund is included on the Functional Expense report

TOWN OF CAMP VERDE

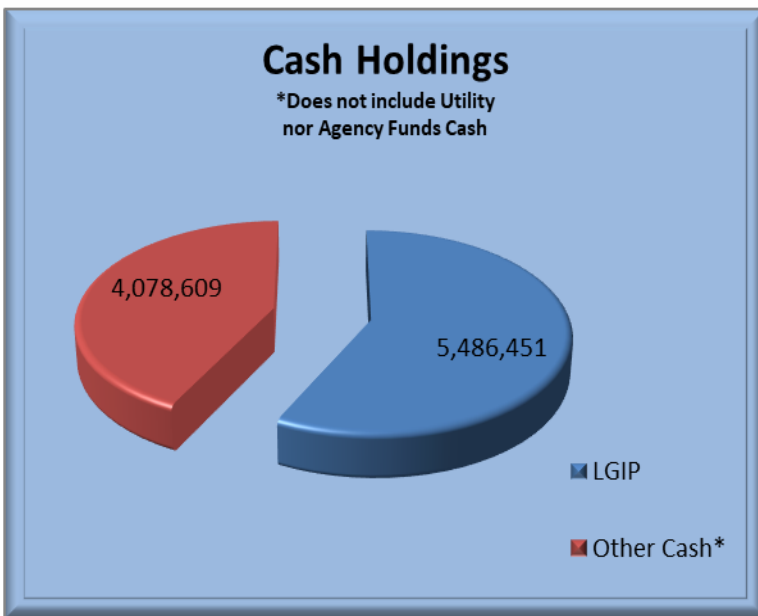
As of September 30th, 2022

INVESTMENTS

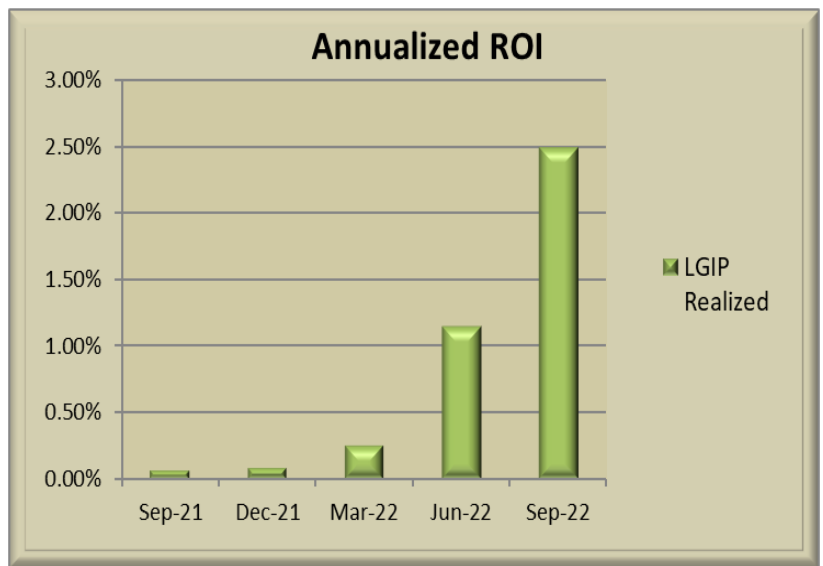
Account	Balances at June 30th	FYTD Interest	EST'D FY ROI Annualized
LGIP	5,486,451	35,228.31	2.14%
Other Cash*	4,078,609	19.37	N/A

* - Does not include Utility nor Agency Funds Cash.

TOTAL **9,565,060** **35,247.68**



Comparative Rates:
 Bank Savings – 0.01%
 1 Mn Treasury Note Rate – 2.79%
 6 Mn Treasury Note Rate – 3.92%
 2 YR Treasury Note Rate – 4.22%

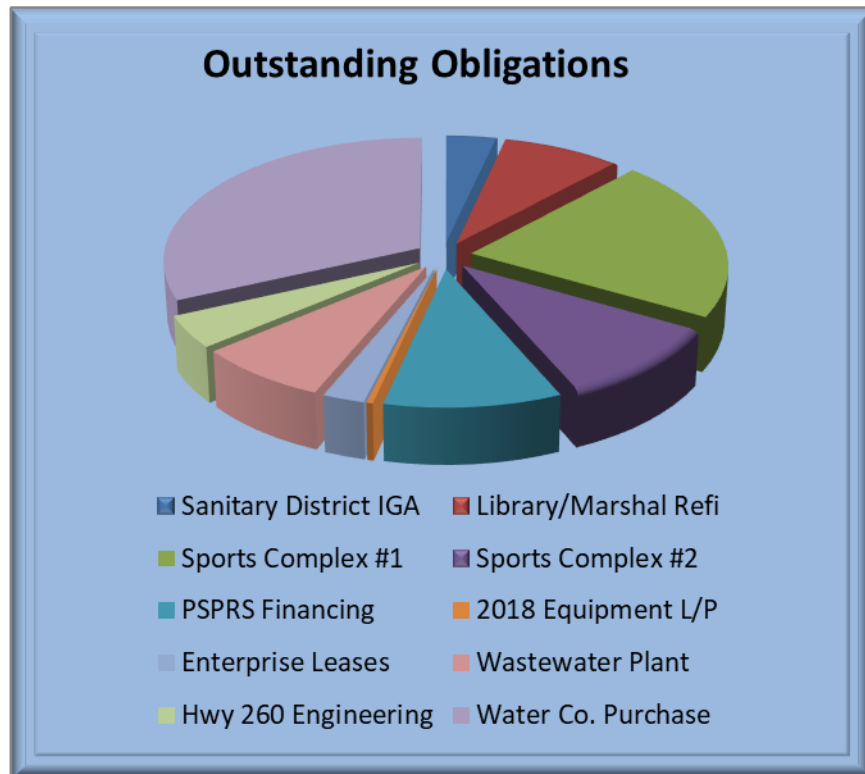


TOWN OF CAMP VERDE

As of September 30th, 2022

LONG-TERM DEBT

Inception	Purpose	Type	Maturity	Original Debt	Int Rate	FY23 Budget	Current Obligation	Next Disbursement Amount	Next Disbursement Date	Debt Retired	
Governmental Funds											
7/22/2009	Sanitary District IGA	IGA Pledge	7/1/2032	1,902,000	3.34%	118,385	1,004,270	15,322	1/1/2023	897,730	
10/1/2014	Library/Marshal Refi	Bonds	7/1/2030	4,904,000	2.84%	452,210	2,371,000	33,668	1/1/2023	2,533,000	
12/27/2017	Sports Complex #1	Bonds	7/1/2044	6,835,000	3.37%	383,520	6,010,000	102,550	1/1/2023	825,000	
7/1/2020	Sports Complex #2	Bonds	8/1/2035	2,897,000	2.96%	106,220	2,862,000	42,358	2/1/2023	35,000	
2/28/2022	PSPRS Financing	Bonds	8/1/2035	3,015,000	2.77%	230,120	2,860,000	39,611	2/1/2023	155,000	
10/10/2018	2018 Equipment L/P	Note	8/1/2023	500,000	2.99%	107,920	105,000	53,570	2/1/2023	395,000	
Various	Enterprise Leases	Note	Various	1,053,947	Various	374,830	677,546	19,687	Monthly	376,401	
Wastewater Fund											
4/20/2018	Wastewater Plant	Note	7/1/1942	2,487,210	2.18%	133,300	2,156,795	23,541	1/1/2023	330,415	
1/22/2021	Hwy 260 Engineering	Note	7/1/2023	1,200,000	1.00%	12,000	1,200,000	8,000	1/1/2023	0	
Water Fund											
12/10/2021	Water Co. Purchase	Loan	8/1/1946	9,275,000	1.50%	465,400	8,966,320	67,061	2/1/2023	308,680	
TOTALS						2,383,905	28,212,931	405,368			



TOWN OF CAMP VERDE

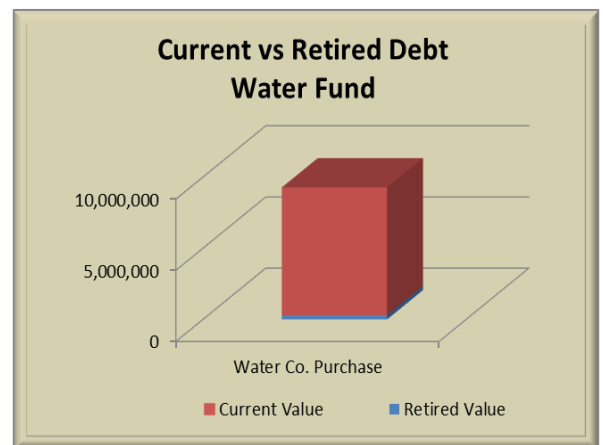
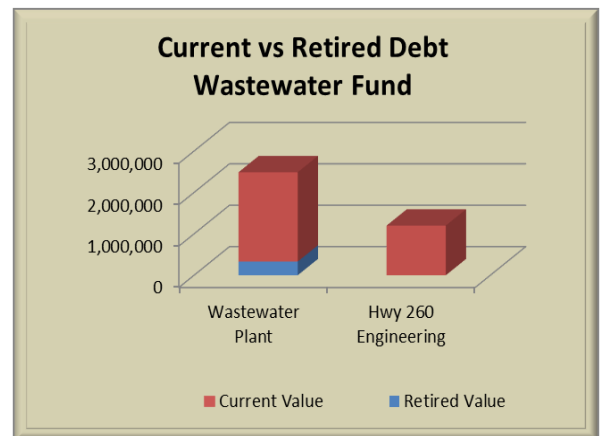
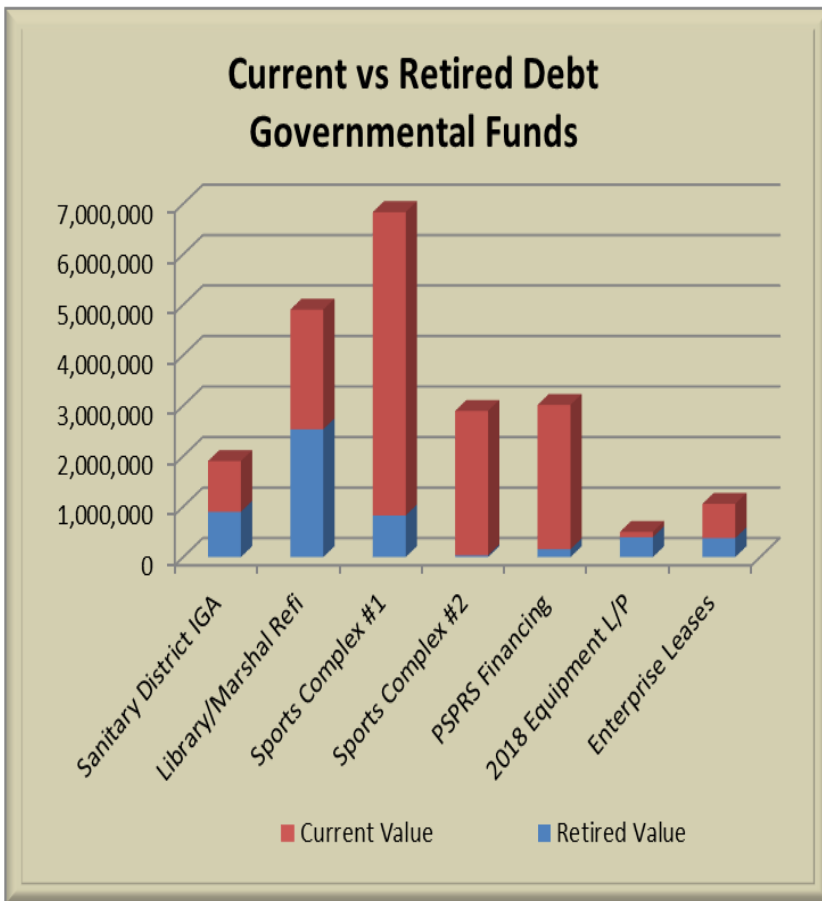
As of September 30th, 2022

LONG-TERM DEBT

FY23 Debt Service Fund*

Category	Actual	Annual Budget	\$ Remaining	% Remaining
Principal Retired	958,894	1,204,030	245,136	20%
Interest Paid	275,348	565,680	290,332	51%
Misc Fees	2,450	3,495	1,045	30%
Total	1,236,692	1,773,205	536,513	30%

* - Does not include Wastewater or Water Funds



TOWN OF CAMP VERDE
FT & PT Employee Listing
FY23 - 1st QUARTER ending September 2022

General Administration

<u>Name</u>	<u>Hire Date</u>	<u>Position</u>	<u>Hrs</u>	<u>Class</u>
Russ Martin	8/9/2010	Town Manager	40	35
Cynthia Pemberton	12/16/2019	Town Clerk	40	24
Virginia Jones	11/4/1996	Deputy Town Clerk	40	12
Jadie Edwards	6/23/2022	Administrative Clerk	40	10
Julia Saveleva Kaiser	5/9/2022	HR Director	40	27
Jennifer Jacobs	2/22/2022	HR Specialist	20	11
Mike Showers	7/18/2011	Finance Director	40	28
Katherine Jenkins	6/24/2019	Accountant	40	14
Bobbi Webb	12/9/2019	Accountant	40	14
Anna Tellez	11/23/2021	Finance Clerk	40	8
Heather Vinson	5/17/2021	Risk Manager	40	21
James Waters	11/8/2021	CIP Project Manager	40	19
Steven Ayers	2/1/2013	Econ. Dev. Director	40	25
Christine Clark	11/1/2021	Econ. Dev. Specialist	40	19
Sean Brooks	11/1/2021	Econ. Dev. Specialist	40	19
Lynette Kovacovich	5/2/2013	Attendant	15	3
Geraldine Dillinger	6/19/2015	Attendant	15	3
Valerie Carter	5/12/2021	Attendant	15	3

Municipal Court

<u>Name</u>	<u>Hire Date</u>	<u>Position</u>	<u>Hrs</u>	<u>Class</u>
Veronica Pineda	9/2/1997	Court Supervisor	40	14
Jade West	10/4/2021	Court Clerk	40	7
Emily Suarez	4/13/2022	Court Clerk	40	7
Debbie Cordova	6/13/2022	Court Clerk	40	7

Public Works

<u>Name</u>	<u>Hire Date</u>	<u>Position</u>	<u>Hrs</u>	<u>Class</u>
Ken Krebbs	8/22/2023	Public Works Director	40	28
Troy Odell	5/28/2013	Town Engineer	40	24
Dora Blair	4/9/2018	Public Works Utility Mgr	40	20
Jeffrey Kobel	5/27/2019	Maintenance Foreman	40	14
Stephen Diacic	9/3/2013	Lead Maint. Worker	40	12
Ezra Collins	4/10/2017	Lead Maint. Worker	40	12
Austin O'Shaughnessy	5/10/2021	Maintenance Worker	40	7
Justin Cooper	8/9/2021	Maintenance Worker	40	7
Victor VanBuskirk	6/30/2020	Maintenance Worker	40	7
Joshua Presmyk	5/16/2022	Maintenance Worker	40	7
Brian Hurtt	9/26/2022	Maintenance Worker	40	7

Public Works (Cont'd)

<u>Name</u>	<u>Hire Date</u>	<u>Position</u>	<u>Hrs</u>	<u>Class</u>
Yolanda Trahin	9/5/2000	Janitor	40	3
Maria Urias	8/10/2005	Janitor	40	3
Maria Petrie	11/17/2016	Janitor	40	3

Community Development

<u>Name</u>	<u>Hire Date</u>	<u>Position</u>	<u>Hrs</u>	<u>Class</u>
John Knight	10/4/2021	Comm. Dev. Director	40	27
Roxanne Jasman	12/3/2018	Chief Building Official	40	20
Jonathan Rivero	8/28/2013	Building Inspector	40	12
Barbara Ratlief	2/24/2021	Planner	40	13
Robert Foreman	9/12/2022	Plans Examiner	20	13
Cory Mulcaire	10/18/2021	Zoning Inspector	40	12
Jessica Bolton	4/4/2022	Permit Technician	40	8
Anthony Apodaca	8/23/2021	Code Enforcement	40	10
Chris Biggs	7/6/2022	Permit Technician	40	8

Marshal's Office

<u>Name</u>	<u>Hire Date</u>	<u>Position</u>	<u>Hrs</u>	<u>Class</u>
Corey Rowley	10/15/2018	Marshal	40	30
Daniel Jacobs	9/9/2013	Commander	40	26
Jeff Patten	3/4/2001	Sergeant	40	20
John Reay	7/5/2016	Sergeant	40	20
Jeff Bowers	1/14/2008	Sergeant	40	20
Joshua Collins	9/30/2019	Sergeant	40	20
Dustin Richardson	6/23/2014	Sergeant	40	20
David Freeman	10/31/2004	Deputy	40	15
Roscoe Owsley	1/6/2013	Deputy	40	15
Hanna Bower	10/31/2016	Deputy	40	15
Kyle Handis	12/3/2017	Deputy	40	15
Cody "Ty" Wantland	12/17/2018	Deputy	40	15
Kristin Robertson	1/27/2020	Deputy	40	15
Bryce Wantland	6/28/2020	Deputy	40	15
Timothy Hinrichs	7/26/2020	Deputy	40	15
Vincenzo Santangelo	7/5/2021	Deputy	40	15
Micah Nevarez	7/5/2021	Deputy	40	15
Jacob Zeid	2/1/2022	Deputy	40	15
Jacob Clevenger	11/7/2021	Deputy	40	15
Cody Fant	8/22/2021	Deputy	40	15
Van Horn, Joseph	8/7/2022	Deputy	40	15
Davis, Daniel	8/11/2022	Deputy	40	15
Jaden Jenkins	6/26/2022	Deputy	40	15
Darby Martin	1/29/1998	Commander	40	26
Earl Huff	12/29/2019	Animal Control Officer	40	7
Debbie Hughes	8/1/1998	Dispatch Supervisor	40	15
Eva Ruiz	4/8/2018	Dispatcher	40	10

Marshal's Office (Cont'd)

<u>Name</u>	<u>Hire Date</u>	<u>Position</u>	<u>Hrs</u>	<u>Class</u>
Cyntina Harvey	7/23/2018	Dispatcher	40	10
Susan Wason	4/26/2011	Dispatcher	40	10
Angela Whitman	11/15/2020	Dispatcher	40	10
Robert Eberle	2/1/2021	Dispatcher	40	10
Jeffrey Walter	3/7/2022	Dispatcher	40	10
Forrest Cooley	9/19/2022	Dispatcher	40	10
Andrea Ramirez	10/7/2013	Records Specialist	40	6
Stacey Smith	5/9/2022	Records Specialist	40	6
Patricia Mancini	10/4/2021	Admin Assistant	40	6
Frederick Hayman	3/22/2022	Civilian Investigator	40	9

Library

<u>Name</u>	<u>Hire Date</u>	<u>Position</u>	<u>Hrs</u>	<u>Class</u>
Kathy Hellman	6/24/2012	Library Director	40	23
Leticia Ancira	8/1/2018	Library Specialist	40	7
Zachary Garcia	1/3/2017	Library Specialist	40	7
Alice Gottschalk	1/3/2005	Library Specialist	40	7
Carson Ralston	8/15/2016	Library Specialist	40	7
Sheldon "Jaye" Valles	8/21/2017	Library Specialist	40	7
Wendy Cook-Roberts	6/19/2014	Library Specialist	40	7
Sandy Boaz	6/17/2021	Library Clerk	18	3
Lisa Carnevale	5/3/2020	Library Clerk	19	3
Janell Leland	10/8/2018	Library Clerk	19	3
Sharon Freeman	10/17/2021	Library Clerk	19	3

Parks & Rec

<u>Name</u>	<u>Hire Date</u>	<u>Position</u>	<u>Hrs</u>	<u>Class</u>
Michael Marshall	12/27/2012	P&R Div. Manager	40	18
Shawna Figy	6/19/2016	Recreation Supervisor	40	13
Phyllis Nettik	4/18/2022	P&R Coordinator	40	9
Kenneth Meyer	8/22/2022	Recreation Leader	40	4
Angela Grubbs	9/17/2018	Recreation Leader	28	4
Kimbra Power	7/25/2022	Recreation Leader	28	4

Streets

<u>Name</u>	<u>Hire Date</u>	<u>Position</u>	<u>Hrs</u>	<u>Class</u>
Luis Trahin	4/15/1996	Streets Foreman	40	13
David Hammond	8/9/1998	Sr. Equipment Operator	40	9
Royce Allen	10/30/2006	Equipment Operator	40	7
Joshua Teague	1/7/2020	Equipment Operator	40	7

Sewer

<u>Name</u>	<u>Hire Date</u>	<u>Position</u>	<u>Hrs</u>	<u>Class</u>
Chet Teague	3/9/2015	Wastewater Manager	40	19
Marshall Davis	6/30/2013	Wastewater Foreman	40	15
Russell Cron	6/30/2013	Wastewater Operator	40	9
Alexander Cabrera	4/2/2021	Wastewater Operator	40	9
Justin Ganis	4/3/2017	Wastewater Operator	40	9
Chris Schrouder	7/5/2016	Wastewater Operator	40	9
John Horner	2/7/2022	Wastewater Operator	40	9

Water

<u>Name</u>	<u>Hire Date</u>	<u>Position</u>	<u>Hrs</u>	<u>Class</u>
Ricky Tackitt	5/31/2021	Water Division Manager	40	19
Charles Jewell	5/31/2022	Water Foreman	40	15
Marianna Schwartz	5/31/2022	Public Works Analyst	40	11
Kristopher Stephens	5/31/2022	Water Operator	40	9
Jessica Bullard	5/31/2022	Water Clerk	40	8

FT & PT Employee Count 115
FT Employee Count 104
Seasonal/Temp Workers are not included