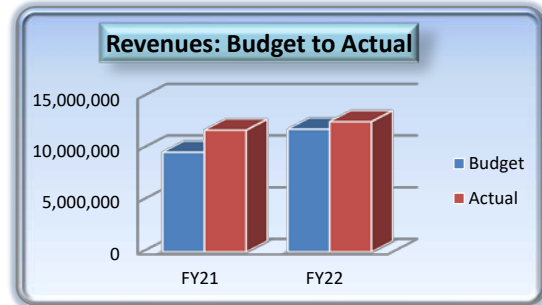


**TOWN OF CAMP VERDE**  
**General Fund Report**  
**FY22 - 4th QTR ending June 2022**

**GENERAL FUND REVENUES**

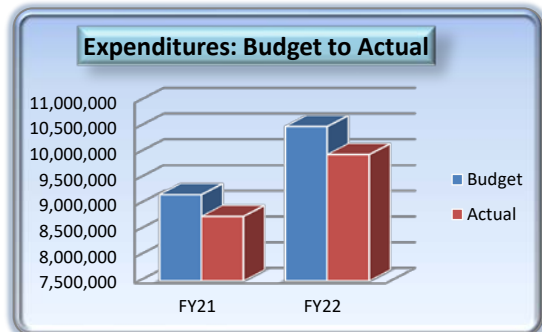
	FY 21-22 Budget	FY 21-22 Actual	% of Budget Received
Local Taxes	6,954,800	7,005,726	101%
Franchise Fees	280,000	329,138	118%
State Sales Tax	1,313,525	1,703,650	130%
Urban Revenue Sharing	1,459,635	1,578,263	108%
Vehicle License Tax	856,000	918,875	107%
Other Revenues	1,006,815	1,058,650	105%
<b>TOTAL</b>	<b>11,870,775</b>	<b>12,594,302</b>	<b>106%</b>



Revenues close out FY22 over budget in every category and are 6% over budget in total. Local TPT made up for the slight shortage in the first three quarters and wound up nearly \$51K over budget. Retail was the driving factor for the overage at \$357K over budget for the year. Accommodation was the next highest over budget at \$190K for the year. Our 3 major state revenue sources and local franchise fees all remained over budget with State sales tax \$390K over budget for the year (30%). In the end, this was a very good year for the Town in all categories but most importantly Local Taxes remain strong in all categories as we head into FY23.

**GENERAL FUND EXPENDITURES by DEPARTMENT**

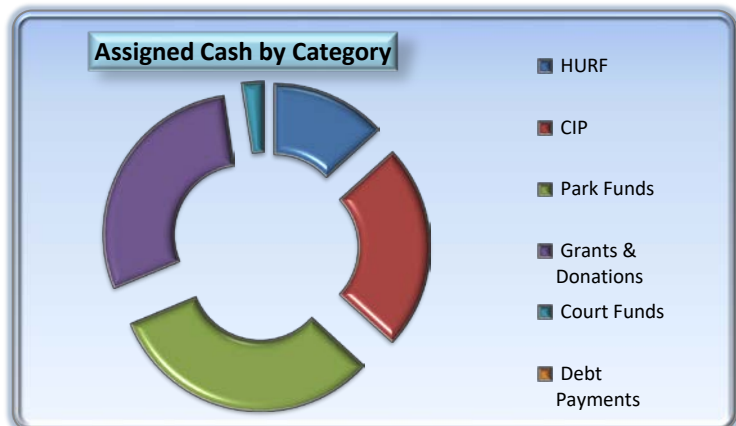
	FY 21-22 Budget	FY 21-22 Actual	% of Budget Expended
General Admin	2,859,120	2,748,383	96%
Court	488,890	389,312	80%
Public Works	1,264,220	1,280,683	101%
Community Development	786,925	646,013	82%
Marshall's Office	3,885,380	3,696,958	95%
Library	647,640	630,940	97%
Parks & Rec	567,890	562,666	99%
<b>TOTAL</b>	<b>10,500,065</b>	<b>9,954,955</b>	<b>95%</b>



The Town continues, year after year, to keep total expenses below budgeted numbers. Only Public Works comes in slightly (1%) above budget, all of which is from Maintenance. However, the Marshall's Office, Community Development and General Admin easily make-up that overage being \$188K, \$141K and \$111K under budget respectively. At the end of the year, unassigned cash is approximately \$4.15M. The required reserve balance of the Town's General Fund is \$1.5M.

**CASH**

<b>Bank Accounts</b>	
Pooled Checking	728,226
Payroll Checking	19,927
LGIP Investments	6,079,440
Revolving Home Loan	115,779
US Bank/BNY Accounts	1,979,931
Due from Sewer	986,522
<b>TOTAL CASH</b>	<b>9,909,825</b>
Assigned Cash	(5,753,464)
<b>Unassigned Cash</b>	<b>4,156,361</b>



**TOWN OF CAMP VERDE**  
**Functional Revenue & Expense Summaries**  
**FY22 - 4th QTR ending June 2022**

<b>General Fund</b>				
	<u>Actual</u>	<u>Annual Budget</u>	<u>Over/Short</u>	<u>% Remaining</u>
Revenues	12,594,302	11,870,775	723,527	-6%
Wages & ERE	7,480,434	7,998,730	518,296	6%
Operational	2,433,074	2,496,975	63,901	3%
Capital	41,447	4,360	(37,087)	-851%
Net Transfers Out/(In)	3,141,033	3,270,777	129,744	4%
<b>Net</b>	<b>(501,686)</b>	<b>(1,900,067)</b>	<b>1,398,381</b>	

Fund Balance:	4,549,699
---------------	-----------

<b>HURF Fund</b>				
	<u>Actual</u>	<u>Annual Budget</u>	<u>Over/Short</u>	<u>% Remaining</u>
Revenues	1,148,961	967,500	181,461	-19%
Wages & ERE	374,367	454,925	80,558	18%
Operational	336,534	341,615	5,081	1%
Capital	10,104	0	(10,104)	N/A
Net Transfers Out/(In)	229,870	230,890	1,020	0%
<b>Net</b>	<b>198,086</b>	<b>(59,930)</b>	<b>258,016</b>	

Fund Balance:	863,615
---------------	---------

<b>Wastewater Fund*</b>				
	<u>Actual</u>	<u>Annual Budget</u>	<u>Over/Short</u>	<u>% Remaining</u>
Operating Revenues	2,027,724	1,876,600	151,124	-8%
Grants & Loan Funding	0	6,220,000	(6,220,000)	100%
Wages & ERE	641,659	688,375	46,716	7%
Operational	801,193	717,931	(83,262)	-12%
Capital & Debt	1,246,075	7,496,875	6,250,800	83%
Net Transfers Out/(In)	(175,439)	0	175,439	N/A
<b>Net</b>	<b>(485,764)</b>	<b>(806,581)</b>	<b>320,817</b>	

\* - Depreciation is not included in the above schedule (\$1.3M budget).

Fund Balance:	16,280,790
---------------	------------

<b>Water Fund*</b>				
	<u>Actual</u>	<u>Annual Budget</u>	<u>Over/Short</u>	<u>% Remaining</u>
Operating Revenues	167,119	1,600,000	(1,432,881)	90%
Wages & ERE	33,369	814,520	781,151	96%
Operational	81,397	100,000	18,603	19%
Capital & Debt	85,482	410,250	324,768	79%
Net Transfers Out/(In)	0	0	0	N/A
<b>Net</b>	<b>(33,129)</b>	<b>275,230</b>	<b>(308,359)</b>	

\* - The Purchase costs and financing for the Water Company purchase are not included above as they net \$0.

Fund Balance:	(33,129)
---------------	----------

**TOWN OF CAMP VERDE**  
**Capital Funds**  
FY22 - 4th QTR ending June 2022

**Capital Improvement Fund Projects**

<b>Projects</b>	<b>Actual</b>	<b>Annual Budget</b>	<b>Difference</b>	<b>% Left</b>
Unallocated fm Gen Fund		903,239	903,239	100%
Chip Seal Maint	659,058	660,000	942	0%
Street Paving & Maint	94,052	110,000	15,948	14%
Circle K Bldg Demolition		100,000	100,000	100%
CVMO Vehicles	433,271	200,000	(233,271)	-117%
CVMO Dispatch Stations	62,705	62,705	0	0%
CVMO ComStat Software		40,000	40,000	100%
CVMO Server		35,000	35,000	100%
CVMO Fingerprinting		14,035	14,035	100%
CVMO Less Leathal	11,906	12,000	94	1%
Rodeo Arena Bathrooms	56,146	59,000	2,854	5%
Rodeo Arena Concession	16,009	55,000	38,991	71%
Rodeo Arena Lighting	10,865	13,500	2,635	20%
Remodel of 300 Bldg Space		40,000	40,000	100%
Court Security Checkpoint		40,000	40,000	100%
Pool Improvements	54,515	60,000	5,485	9%
HVAC Replacement for 204 & 305	15,376	60,000	44,624	74%
Gazebo Repair		48,000	48,000	100%
Sidewalk Repair	15,494	14,100	(1,394)	-10%
Council Chambers IT		28,000	28,000	100%
Community Development Remodel	14,614	35,000	20,386	58%
Wilshire & Indust Roundabouts	15,013	34,000	18,987	56%
Rezzonico Park		16,216	16,216	100%
Finnie Flat Streetscape		15,369	15,369	100%
Stormwater Projects		19,960	19,960	100%
Gym floor resurface	8,004	10,000	1,996	20%
Other		4,934	4,934	100%
Net Exps	(1,467,027)	(2,690,058)	1,223,031	-45%
Interest/Grants/Operating Transfers In	1,888,557	1,782,537	106,020	6%
Debt Financing	337,175	635,000	(297,825)	N/A
Beginning Balance	201,459	287,521	86,062	30%
Remaining Funds	960,164	15,000	1,117,288	

**Park Fund Project**

<b>Sports Complex</b>	<b>Actual</b>	<b>Annual Budget</b>	<b>Difference</b>	<b>% Left</b>
Project Budget		5,639,122		
Equipment	178,562			
Buildings	43,400			
Infrastructure	917,580			
Net Exps	(1,139,542)	(5,639,122)	4,499,580	-80%
Interest/Grants/Operating Transfers In	108,648	2,500,000	(2,391,352)	-96%
Beginning Balance	2,696,881	3,139,122	442,241	14%
Remaining Funds	1,665,987	0	2,550,469	

**TOWN OF CAMP VERDE**  
**Capital Funds**  
**FY22 - 4th QTR ending June 2022**

**ARPA Funded Projects**

<b>Expenses</b>	<b>Actual</b>	<b>Annual Budget</b>	<b>Difference</b>	<b>% Left</b>
Digital Fingerprint Processing	14,035	14,035	0	0%
CVMO Doors	8,400	8,000	(400)	-5%
Digital Sign Boards	99,773	100,000	227	0%
CVHS Ingress Design Study	16,500	25,000	8,500	34%
Council Chambers	28,253	28,000	(253)	-1%
ComDev Scanner	6,284	5,500	(784)	-14%
Mobile STEM/Learning Lab	22,124	25,000	2,876	12%
Radio Tower Repairs & Impvmnts	110,000	110,000	0	0%
CVMO Dispatch Consoles	135,000	135,000	0	0%
Court Security Checkpoint	14,512	50,500	35,988	71%
Sports Complex Broadband	76,491	125,000	48,509	39%
Animal Shelter Upgrades	6,470	12,000	5,530	46%
Building 300 Generator	0	175,000	175,000	100%
Building 300 Entry Doors	0	30,000	30,000	100%
Building 300 Restroom Improvements	0	105,000	105,000	100%
Wayfinding Signage	0	185,000	185,000	100%
Unallocated Funds	0	656,778		
<b>Operating Transfers</b>				
Main St. Sewer Line Replacement	70,334	960,000	889,666	93%
Dickison Erosion Repair	42,687	348,500	305,814	88%
Hauler Station Upgrades	62,412	300,000	237,588	79%
Sep Main St. Comm Connections	7	45,423	45,416	100%
3rd St. Residential Imprvmnts		55,000	55,000	100%
Main St. Lift Station Repairs		35,000	35,000	100%
Yaqui Circle Line Replacement		57,500	57,500	100%
Repair Main North of I-17		45,000	45,000	100%
3rd St. & Maryvale Siphon Repair		100,000	100,000	100%
Net Exps	(713,282)	(3,736,236)	2,366,176	-63%
<b>Grant Revenue</b>	1,868,118	1,868,118	0	0%
<b>Beginning Balance</b>	1,868,118	1,868,118	0	0%
<b>Remaining Funds</b>	3,022,954	0	2,366,176	

**TOWN OF CAMP VERDE**  
**Special Revenue Funds**  
**FY22 - 4th QTR ending June 2022**

**Remaining Special Revenue Funds\***

	<u>Exp's</u>	<u>Rev's</u>	<u>Net (Exps)/Revs</u>	<b>Budgeted</b> <u>Net (Exps)/Revs</u>	<b>Fund</b> <u>Balance</u>
Court	3,412	16,186	12,774	(118,500)	128,052
Grants	217,012	171,342	(45,670)	(1,072,577)	1,731,730
CDBG	1,396	0	(1,396)	0	(246)
Housing	0	57	57	(69,800)	123,494
911	0	0	0	(1,361)	1,361
Restricted Monies	54,557	154,693	100,136	(276,970)	367,718
Debt	1,375,486	1,375,486	0	0	0

\* - HURF Fund is included on the Functional Expense report

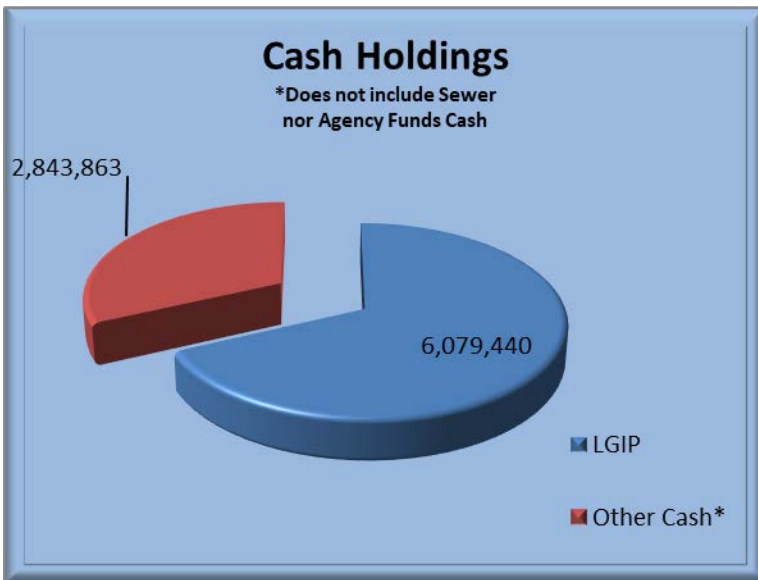
# TOWN OF CAMP VERDE

As of June 30<sup>th</sup>, 2022

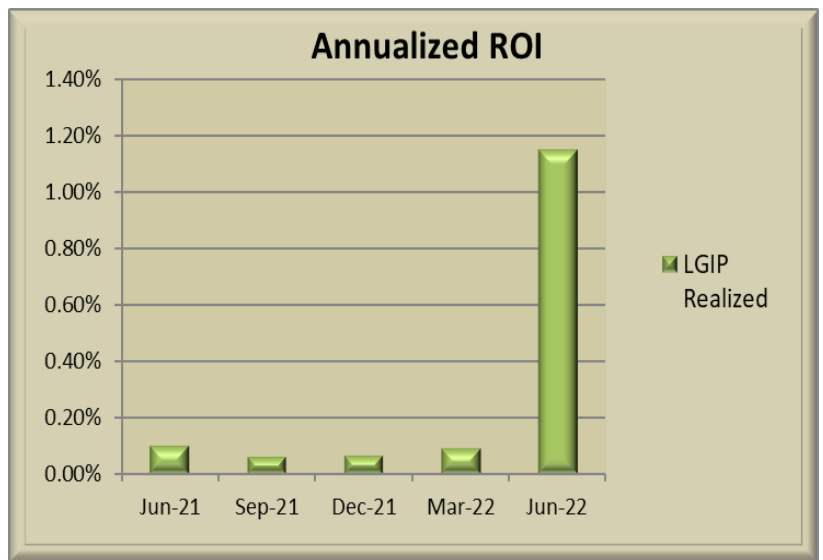
## INVESTMENTS

Account	Balances at June 30th	FYTD Interest	EST'D FY ROI Annualized
LGIP	6,079,440	14,900.91	0.28%
Other Cash*	2,843,863	1,896.05	N/A
<b>TOTAL</b>	<b>8,923,303</b>	<b>16,796.96</b>	

\* - Does not include Sewer nor Agency Funds Cash.



**Comparative Rates:**  
 Bank Savings – 0.02%  
 1 Mn Treasury Note Rate – 1.28%  
 2 YR Treasury Note Rate – 2.92%  
 5 YR Treasury Note Rate – 3.01%

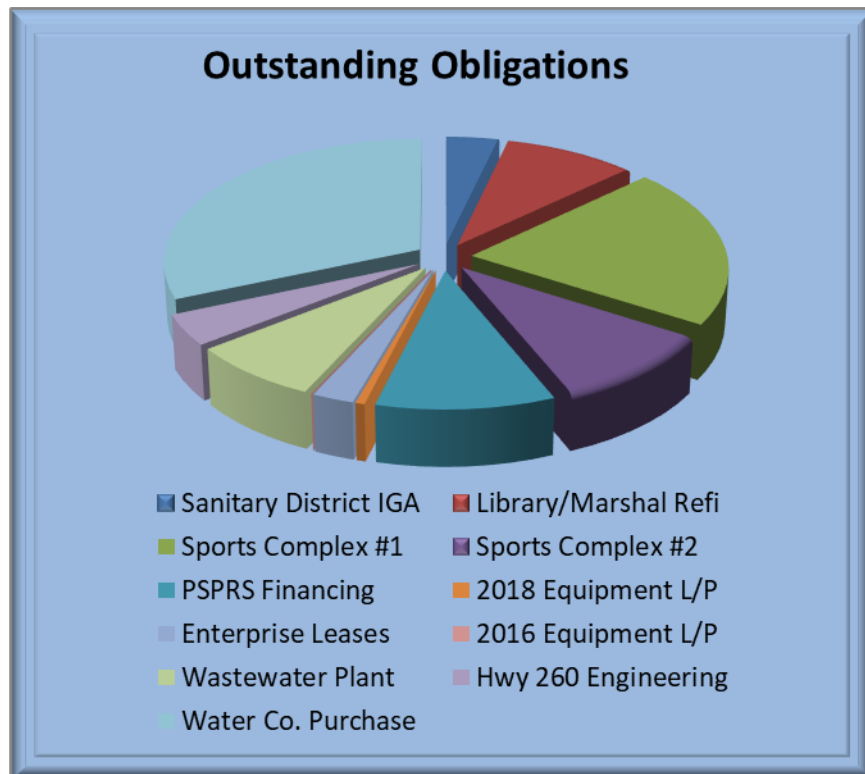


# TOWN OF CAMP VERDE

As of June 30<sup>th</sup>, 2022

## LONG-TERM DEBT

Inception	Purpose	Type	Maturity	Original Debt	Int Rate	FY22 Budget	Current Obligation	Next Disbursement		Debt Retired
				Amount	Date					
<b>Governmental Funds</b>										
7/22/2009	Sanitary District IGA	IGA Pledge	7/1/2032	1,902,000	3.34%	118,385	1,087,732	101,617	7/1/2022	814,268
10/1/2014	Library/Marshal Refi	Bonds	7/1/2030	4,904,000	2.84%	452,210	2,749,000	417,036	7/1/2022	2,155,000
12/27/2017	Sports Complex #1	Bonds	7/1/2044	6,835,000	3.37%	383,520	6,185,000	280,175	7/1/2022	650,000
7/1/2020	Sports Complex #2	Bonds	8/1/2035	2,897,000	2.96%	106,220	2,882,000	62,654	8/1/2022	15,000
2/28/2022	PSPRS Financing	Bonds	8/1/2035	3,015,000	2.77%	0	3,015,000	190,494	8/1/2022	0
10/10/2018	2018 Equipment L/P	Note	8/1/2023	500,000	2.99%	107,920	157,000	54,347	8/1/2022	343,000
Various	Enterprise Leases	Note	Various	1,053,947	Various	182,085	704,577	19,687	Monthly	349,370
<b>Wastewater Fund</b>										
10/20/2016	2016 Equipment L/P	Note	8/1/2021	542,800	1.55%	113,120	0	0	N/A	542,800
4/20/2018	Wastewater Plant	Note	7/1/1942	2,487,210	2.18%	94,700	2,242,093	99,843	7/1/2022	245,117
1/22/2021	Hwy 260 Engineering	Note	7/1/2023	1,200,000	1.00%	0	1,200,000	196	7/1/2022	0
<b>Water Fund</b>										
12/10/2021	Water Co. Purchase	Loan	8/1/1946	9,275,000	1.50%	0	9,275,000	333,730	8/1/2022	0
<b>TOTALS</b>						<b>1,558,160</b>	<b>29,497,402</b>	<b>1,559,779</b>		



# TOWN OF CAMP VERDE

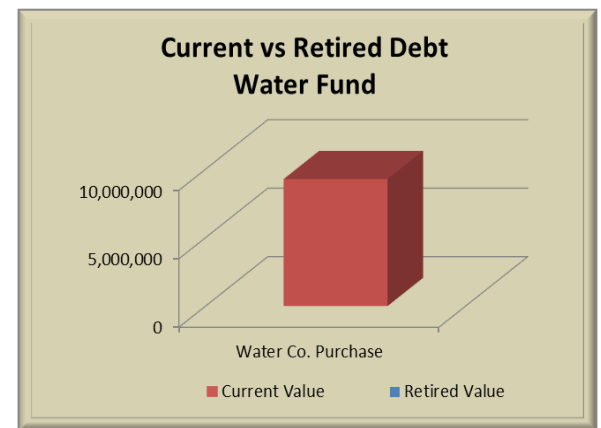
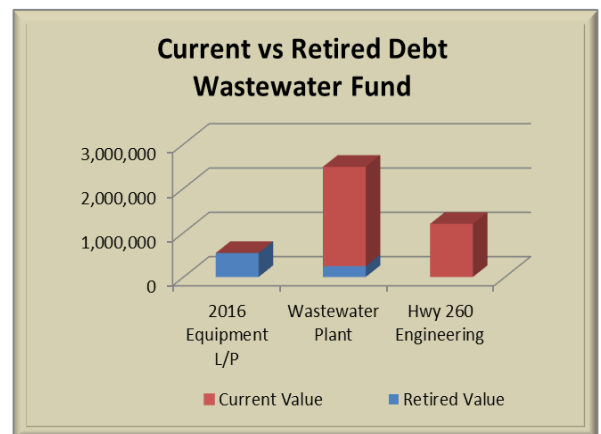
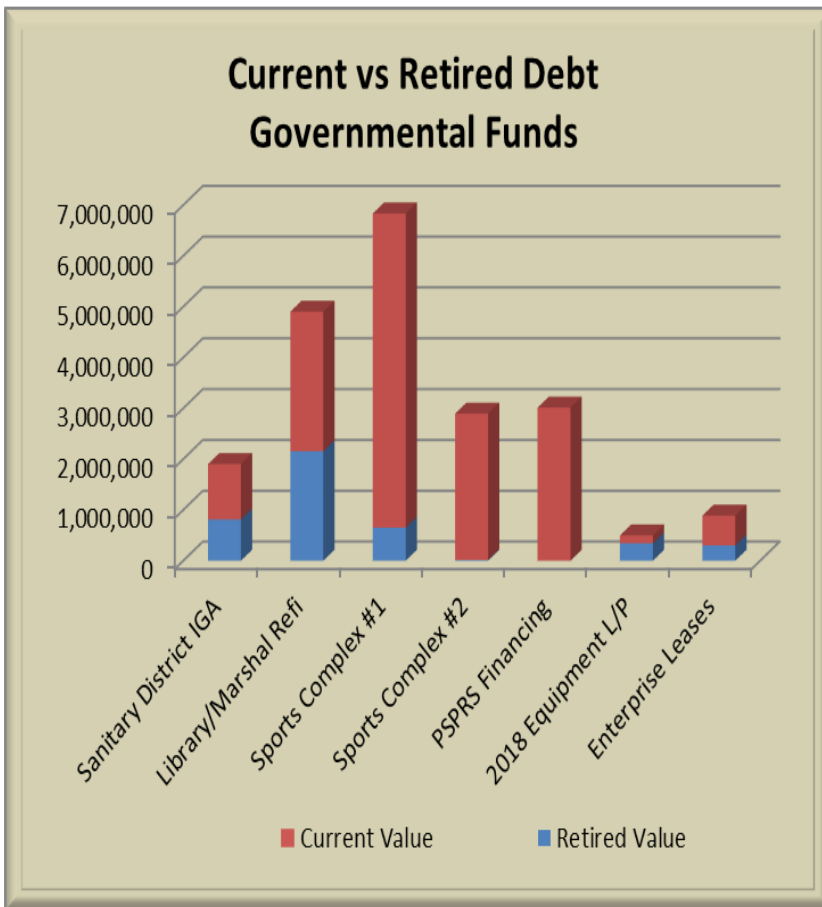
As of June 30<sup>th</sup>, 2022

## LONG-TERM DEBT

### **FY22 Debt Service Fund\***

Category	Actual	Annual Budget	\$ Remaining	% Remaining
Principal Retired	888,554	996,770	108,216	11%
Interest Paid	483,687	487,845	4,158	1%
Misc Fees	3,245	3,495	250	7%
<b>Total</b>	<b>1,375,486</b>	<b>1,488,110</b>	<b>112,624</b>	<b>8%</b>

\* - Does not include Wastewater or Water Funds





**TOWN OF CAMP VERDE**  
**FT & PT Employee Listing**  
**FY22 - 4th QUARTER ending June 2022**

**General Administration**

<u>Name</u>	<u>Hire Date</u>	<u>Position</u>	<u>Hrs</u>	<u>Class</u>
Russ Martin	8/9/2010	Town Manager	40	35
Cynthia Pemberton	12/16/2019	Town Clerk	40	24
Virginia Jones	11/4/1996	Deputy Town Clerk	40	12
Jadie Edwards	6/23/2022	Administrative Clerk	40	10
Julia Saveleva Kaiser	5/9/2022	HR Director	40	27
Jennifer Jacobs	2/22/2022	HR Specialist	20	11
Mike Showers	7/18/2011	Finance Director	40	28
Katherine Jenkins	6/24/2019	Accountant	40	14
Bobbi Webb	12/9/2019	Accountant	40	14
Anna Tellez	11/23/2021	Finance Clerk	40	8
Heather Vinson	5/17/2021	Risk Manager	40	21
James Waters	11/8/2021	CIP Project Manager	40	19
Steven Ayers	2/1/2013	Econ. Dev. Director	40	25
Christine Clark	11/1/2021	Econ. Dev. Specialist	40	19
Sean Brooks	11/1/2021	Econ. Dev. Specialist	40	19
Lynette Kovacovich	5/2/2013	Attendant	15	3
Geraldine Dillinger	6/19/2015	Attendant	15	3
Valerie Carter	5/12/2021	Attendant	15	3

**Municipal Court**

<u>Name</u>	<u>Hire Date</u>	<u>Position</u>	<u>Hrs</u>	<u>Class</u>
Veronica Pineda	9/2/1997	Court Supervisor	40	14
Jade West	10/4/2021	Court Clerk	40	7
Emily Suarez	4/13/2022	Court Clerk	40	7
Debbie Cordova	6/13/2022	Court Clerk	40	7

**Public Works**

<u>Name</u>	<u>Hire Date</u>	<u>Position</u>	<u>Hrs</u>	<u>Class</u>
Ron Long	7/10/2006	Public Works Director	40	28
Troy Odell	5/28/2013	PW Deputy Director	40	24
Dora Blair	4/9/2018	Public Works Analyst	40	11
Jeffrey Kobel	5/27/2019	Maintenance Foreman	40	14
Stephen Diacik	9/3/2013	Lead Maint. Worker	40	12
Ezra Collins	4/10/2017	Lead Maint. Worker	40	12
Austin O'Shaughnessy	5/10/2021	Maintenance Worker	40	7
Justin Cooper	8/9/2021	Maintenance Worker	40	7
Victor VanBuskirk	6/30/2020	Maintenance Worker	40	7
Joshua Presmyk	5/16/2022	Maintenance Worker	40	7

### Public Works (Cont'd)

<u>Name</u>	<u>Hire Date</u>	<u>Position</u>	<u>Hrs</u>	<u>Class</u>
Yolanda Trahin	9/5/2000	Janitor	40	3
Maria Urias	8/10/2005	Janitor	40	3
Maria Petrie	11/17/2016	Janitor	40	3

### Community Development

<u>Name</u>	<u>Hire Date</u>	<u>Position</u>	<u>Hrs</u>	<u>Class</u>
John Knight	10/4/2021	Comm. Dev. Director	40	27
Roxanne Jasman	12/3/2018	Chief Building Official	40	20
Jonathan Rivero	8/28/2013	Building Inspector	40	12
Barbara Ratlief	2/24/2021	Planner	40	13
Kimberly Brokamp	2/24/2021	Plans Examiner	40	13
Cory Mulcaire	10/18/2021	Zoning Inspector	40	12
Kimberlee McCune	10/18/2021	Permit Technician	40	8
Jessica Bolton	4/4/2022	Permit Technician	40	8
Anthony Apodaca	8/23/2021	Code Enforcement	40	10

### Marshal's Office

<u>Name</u>	<u>Hire Date</u>	<u>Position</u>	<u>Hrs</u>	<u>Class</u>
Corey Rowley	10/15/2018	Marshal	40	30
Daniel Jacobs	9/9/2013	Commander	40	26
Jeff Patten	3/4/2001	Sergeant	40	20
John Reay	7/5/2016	Sergeant	40	20
Jeff Bowers	1/14/2008	Sergeant	40	20
Joshua Collins	9/30/2019	Sergeant	40	20
Dustin Richardson	6/23/2014	Sergeant	40	20
David Freeman	10/31/2004	Deputy	40	15
Roscoe Owsley	1/6/2013	Deputy	40	15
Hanna Bower	10/31/2016	Deputy	40	15
Kyle Handis	12/3/2017	Deputy	40	15
Cody "Ty" Wantland	12/17/2018	Deputy	40	15
Oscar Berrelez	12/30/2018	Deputy	40	15
Kristin Robertson	1/27/2020	Deputy	40	15
Bryce Wantland	6/28/2020	Deputy	40	15
Timothy Hinrichs	7/26/2020	Deputy	40	15
Vincenzo Santangelo	7/5/2021	Deputy	40	15
Micah Nevarez	7/5/2021	Deputy	40	15
Jacob Zeid	2/1/2022	Deputy	40	15
Jacob Clevenger	11/7/2021	Deputy	40	15
Cody Fant	8/22/2021	Deputy	40	15
Jaden Jenkins	6/26/2022	Deputy Recruit	40	15
Darby Martin	1/29/1998	Admin Support Manager	40	20
Earl Huff	12/29/2019	Animal Control Officer	40	7
Debbie Hughes	8/1/1998	Dispatch Supervisor	40	15
Allison Anthony	12/18/2017	Dispatcher	40	10

### Marshal's Office (cont'd)

<u>Name</u>	<u>Hire Date</u>	<u>Position</u>	<u>Hrs</u>	<u>Class</u>
Eva Ruiz	4/8/2018	Dispatcher	40	10
Cyntina Harvey	7/23/2018	Dispatcher	40	10
Susan Wason	4/26/2011	Dispatcher	40	10
Angela Whitman	11/15/2020	Dispatcher	40	10
Robert Eberle	2/1/2021	Dispatcher	40	10
Jeanette Capitano	5/15/2022	Dispatcher	40	10
Ashley Beale	5/15/2022	Dispatcher	40	10
Andrea Ramirez	10/7/2013	Records Specialist	40	6
Stacey Smith	5/9/2022	Records Specialist	40	6
Patricia Mancini	10/4/2021	Admin Assistant	40	6
Jeffrey Walter	3/7/2022	Evidence Custodian	40	9
Frederick Hayman	3/22/2022	Civilian Investigator	40	9

### Library

<u>Name</u>	<u>Hire Date</u>	<u>Position</u>	<u>Hrs</u>	<u>Class</u>
Kathy Hellman	6/24/2012	Library Director	40	23
Leticia Ancira	8/1/2018	Library Specialist	40	7
Zachary Garcia	1/3/2017	Library Specialist	40	7
Alice Gottschalk	1/3/2005	Library Specialist	40	7
Carson Ralston	8/15/2016	Library Specialist	40	7
Sheldon "Jaye" Valles	8/21/2017	Library Specialist	40	7
Wendy Cook-Roberts	6/19/2014	Library Specialist	40	7
Sandy Boaz	6/17/2021	Library Clerk	18	3
Lisa Carnevale	5/3/2020	Library Clerk	19	3
Janell Leland	10/8/2018	Library Clerk	19	3
Sharon Freeman	10/17/2021	Library Clerk	19	3

### Parks & Rec

<u>Name</u>	<u>Hire Date</u>	<u>Position</u>	<u>Hrs</u>	<u>Class</u>
Michael Marshall	12/27/2012	P&R Div. Manager	40	18
Shawna Figy	6/19/2016	Recreation Supervisor	40	13
Lori Webb	8/12/2019	Recreation Leader	40	4
Phyllis Nettik	4/18/2022	P&R Coordinator	40	9
Angela Grubbs	9/17/2018	Recreation Leader	28	4

### Streets

<u>Name</u>	<u>Hire Date</u>	<u>Position</u>	<u>Hrs</u>	<u>Class</u>
Stacy Perry	10/14/2013	Streets Supervisor	40	16
Luis Trahin	4/15/1996	Streets Foreman	40	13
David Hammond	8/9/1998	Sr. Equipment Operator	40	9
Royce Allen	10/30/2006	Equipment Operator	40	7
Joshua Teague	1/7/2020	Equipment Operator	40	7

### Sewer

<u>Name</u>	<u>Hire Date</u>	<u>Position</u>	<u>Hrs</u>	<u>Class</u>
Chet Teague	3/9/2015	Wastewater Manager	40	19
Marshall Davis	6/30/2013	Wastewater Foreman	40	15
Tracey Feltes	6/30/2013	Admin. Asst. 1	40	5
Russell Cron	6/30/2013	Wastewater Operator	40	9
Alexander Cabrera	4/2/2021	Wastewater Operator	40	9
Justin Ganis	4/3/2017	Wastewater Operator	40	9
Chris Schrouder	7/5/2016	Wastewater Operator	40	9
John Horner	2/7/2022	Wastewater Operator	40	9

### Water

<u>Name</u>	<u>Hire Date</u>	<u>Position</u>	<u>Hrs</u>	<u>Class</u>
Ricky Tackitt	5/31/2021	Water Division Manager	40	19
Charles Jewell	5/31/2022	Water Foreman	40	15
Marianna Schwartz	5/31/2022	Public Works Analyst	40	11
Kristopher Stephens	5/31/2022	Water Operator	40	9
Jessica Bullard	5/31/2022	Water Clerk	40	8

FT & PT Employee Count            116

FT Employee Count                    107

Seasonal/Temp Workers are not included