

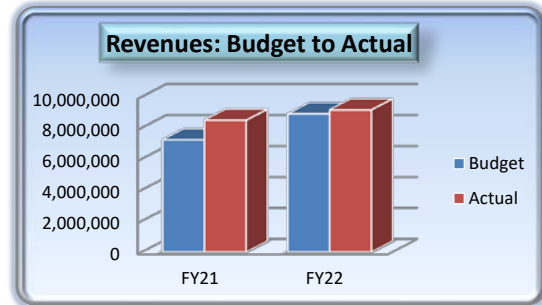
TOWN OF CAMP VERDE

General Fund Report

FY22 - 3rd QTR ending March 2022

GENERAL FUND REVENUES

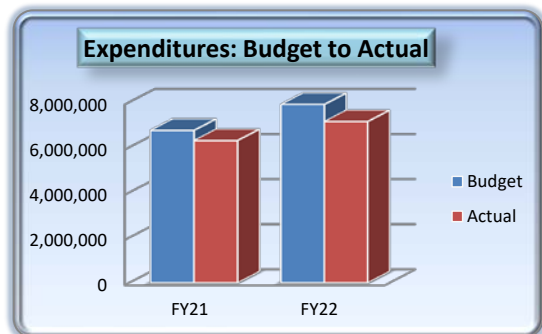
| | FY 21-22 Budget | FY 21-22 Actual | % of Budget Received |
|-----------------------|--------------------|--------------------|-------------------------|
| Local Taxes | 6,954,800 | 5,056,084 | 73% |
| Franchise Fees | 280,000 | 252,687 | 90% |
| State Sales Tax | 1,313,525 | 1,236,796 | 94% |
| Urban Revenue Sharing | 1,459,635 | 1,177,766 | 81% |
| Vehicle License Tax | 856,000 | 685,612 | 80% |
| Other Revenues | 1,006,815 | 747,753 | 74% |
| TOTAL | 11,870,775 | 9,156,698 | 77% |



Local TPT remain slightly under budget (2%) for the first three quarters of the year. Our 3 major state revenue sources and local franchise fees are all over budget with State sales tax nearly \$252K over budget (16%) to date. Total revenues for the period are right on track with budget at plus 2%. Within our local TPT, Retail is still the strongest source of tax revenue at \$2.68M to date, which is 53% of total local TPT, and is \$344K over budget. Of all remaining categories, only Construction and Use Tax are lagging behind through March. Use tax is \$8K per month short of budget and Construction is \$31K per month short of budget.

GENERAL FUND EXPENDITURES by DEPARTMENT

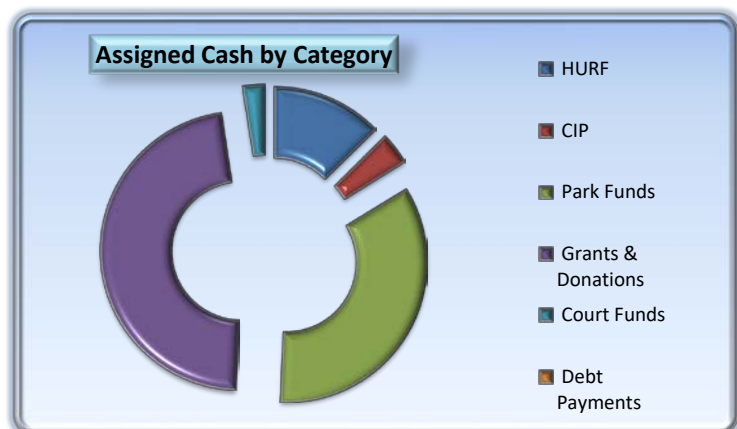
| | FY 21-22 Budget | FY 21-22 Actual | % of Budget Expended |
|-----------------------|--------------------|--------------------|-------------------------|
| General Admin | 2,982,060 | 2,022,447 | 68% |
| Court | 487,245 | 299,439 | 61% |
| Public Works | 1,239,630 | 913,940 | 74% |
| Community Development | 786,925 | 451,682 | 57% |
| Marshall's Office | 3,839,320 | 2,611,736 | 68% |
| Library | 640,270 | 464,548 | 73% |
| Parks & Rec | 560,560 | 380,317 | 68% |
| TOTAL | 10,536,010 | 7,144,109 | 68% |



Through march, General Fund expenditures are all within budgeted amounts. While some departments are significantly below budget percentage-wise like the Court and Community Development, it is the Marshal's Office that brings the most savings to date at nearly \$268K below budget all of which is seen in wages and ERE as the department continues to work to fill missing positions. Through March, unassigned cash is approximately \$4.6M. The required reserve balance of the Town's General Fund is \$1.5M.

CASH

| Bank Accounts | |
|------------------------|-------------------|
| Pooled Checking | 2,173,051 |
| Payroll Checking | 19,927 |
| LGIP Investments | 4,205,081 |
| Revolving Home Loan | 115,764 |
| US Bank/BNY Accounts | 2,503,970 |
| Due from Sewer | 986,522 |
| TOTAL CASH | 10,004,315 |
| Assigned Cash | (5,437,994) |
| Unassigned Cash | 4,566,321 |



TOWN OF CAMP VERDE
Functional Revenue & Expense Summaries
FY22 - 3rd QTR ending March 2022

| General Fund | | | | |
|------------------------|----------------|----------------------|-------------------|--------------------|
| | <u>Actual</u> | <u>Annual Budget</u> | <u>Over/Short</u> | <u>% Remaining</u> |
| Revenues | 9,156,698 | 11,870,775 | (2,714,077) | 23% |
| Wages & ERE | 5,272,325 | 8,094,305 | 2,821,980 | 35% |
| Operational | 1,853,935 | 2,437,345 | 583,410 | 24% |
| Capital | 17,848 | 4,360 | (13,488) | -309% |
| Net Transfers Out/(In) | 1,801,803 | 2,257,220 | 455,417 | 20% |
| Net | <u>210,787</u> | <u>(922,455)</u> | <u>1,133,242</u> | |

| | |
|---------------|-----------|
| Fund Balance: | 5,262,171 |
|---------------|-----------|

| HURF Fund | | | | |
|------------------------|----------------|----------------------|-------------------|--------------------|
| | <u>Actual</u> | <u>Annual Budget</u> | <u>Over/Short</u> | <u>% Remaining</u> |
| Revenues | 838,760 | 967,500 | (128,740) | 13% |
| Wages & ERE | 267,203 | 427,450 | 160,247 | 37% |
| Operational | 284,797 | 341,615 | 56,818 | 17% |
| Capital | 10,104 | 0 | (10,104) | N/A |
| Net Transfers Out/(In) | 164,050 | 230,890 | 66,840 | 29% |
| Net | <u>112,606</u> | <u>(32,455)</u> | <u>145,061</u> | |

| | |
|---------------|---------|
| Fund Balance: | 778,135 |
|---------------|---------|

| Wastewater Fund* | | | | |
|-------------------------|------------------|----------------------|-------------------|--------------------|
| | <u>Actual</u> | <u>Annual Budget</u> | <u>Over/Short</u> | <u>% Remaining</u> |
| Operating Revenues | 1,470,482 | 1,876,600 | (406,118) | 22% |
| Grants & Loan Funding | 0 | 6,220,000 | (6,220,000) | 100% |
| Wages & ERE | 463,323 | 679,905 | 216,582 | 32% |
| Operational | 592,269 | 717,931 | 125,662 | 18% |
| Capital & Debt | 830,553 | 7,496,875 | 6,666,322 | 89% |
| Net Transfers Out/(In) | 0 | 0 | 0 | N/A |
| Net | <u>(415,663)</u> | <u>(798,111)</u> | <u>382,448</u> | |

* - Depreciation is not included in the above schedule (\$1.3M budget).

| | |
|---------------|------------|
| Fund Balance: | 15,364,369 |
|---------------|------------|

TOWN OF CAMP VERDE
Special Revenue & Capital Improvement Funds Report
FY22 - 3rd QTR ending March 2022

Capital Improvement Projects Funds

| Projects | Actual | Annual Budget | Difference | % Left |
|--|---------------|----------------------|-------------------|---------------|
| Undesignated AzCares | | 77,601 | 77,601 | 100% |
| Unallocated fm Gen Fund | | 825,638 | 825,638 | 100% |
| Chip Seal Maint | 659,058 | 660,000 | | |
| Street Paving & Maint | 94,052 | 110,000 | 15,948 | 14% |
| Circle K Bldg Demolition | | 100,000 | 100,000 | 100% |
| CVMO Vehicles | 210,866 | 200,000 | (10,866) | -5% |
| CVMO Dispatch Stations | | 62,705 | 62,705 | 100% |
| CVMO ComStat Software | | 40,000 | 40,000 | 100% |
| CVMO Server | | 35,000 | 35,000 | 100% |
| CVMO Fingerprinting | | 14,035 | 14,035 | 100% |
| CVMO Less Leathal | 8,426 | 12,000 | 3,574 | 30% |
| Rodeo Arena Bathrooms | 56,146 | 59,000 | 2,854 | 5% |
| Rodeo Arena Concession | 11,065 | 55,000 | 43,935 | 80% |
| Rodeo Arena Lighting | 10,865 | 13,500 | 2,635 | 20% |
| Remodel of 300 Bldg Space | | 40,000 | 40,000 | 100% |
| Court Security Checkpoint | | 40,000 | 40,000 | 100% |
| Pool Improvements | | 60,000 | 60,000 | 100% |
| HVAC Replacement for 204 & 305 | | 60,000 | 60,000 | 100% |
| Gazebo Repair | | 48,000 | 48,000 | 100% |
| Sidewalk Repair | 15,494 | 14,100 | (1,394) | -10% |
| Council Chambers IT | | 28,000 | 28,000 | 100% |
| Community Development Remodel | 3,878 | 35,000 | 31,122 | 89% |
| Wilshire & Indust Roundabouts | | 34,000 | 34,000 | 100% |
| Rezzonico Park | | 16,216 | 16,216 | 100% |
| Finnie Flat Streetscape | | 15,369 | 15,369 | 100% |
| Stormwater Projects | | 19,960 | 19,960 | 100% |
| Gym floor resurface | 8,004 | 10,000 | | |
| Other | | 4,934 | 4,934 | 100% |
| Net Exps | (1,077,854) | (2,690,058) | 1,609,266 | -60% |
| Interest/Grants/Operating Transfers In | 888,557 | 1,782,537 | (893,980) | -50% |
| Debt Financing | 172,328 | 635,000 | (462,672) | N/A |
| Beginning Balance | 201,459 | 287,521 | 86,062 | 30% |
| Remaining Funds | 184,490 | 15,000 | 338,676 | |

Other Funds

| | Exp's | Rev's | Net (Exps)/Revs | Budgeted Net (Exps)/Revs | Fund Balance |
|-------------------|--------------|--------------|------------------------|-------------------------------------|-------------------------|
| Parks | 949,764 | 125,000 | (824,764) | (3,139,122) | 1,872,117 |
| Court | 3,069 | 9,466 | 6,397 | (118,500) | 128,052 |
| Grants | 340,301 | 2,020,606 | 1,680,305 | (1,072,577) | 1,731,730 |
| CDBG | 246 | 0 | (246) | 0 | (246) |
| Housing | 0 | 43 | 43 | (69,800) | 123,494 |
| 911 | 0 | 0 | 0 | (1,361) | 1,361 |
| Restricted Monies | 49,753 | 140,852 | 91,099 | (237,625) | 367,718 |
| Debt | 1,312,868 | 970,436 | (342,432) | 0 | (342,432) |

TOWN OF CAMP VERDE

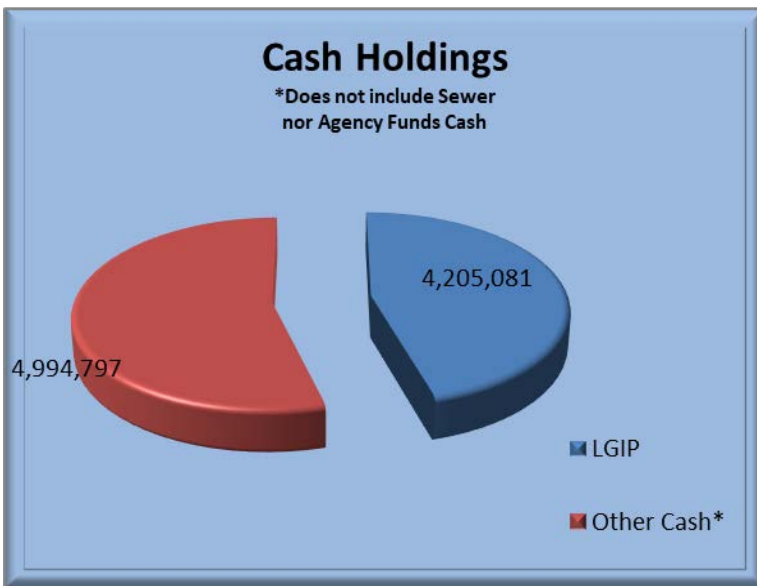
As of March 30th, 2022

INVESTMENTS

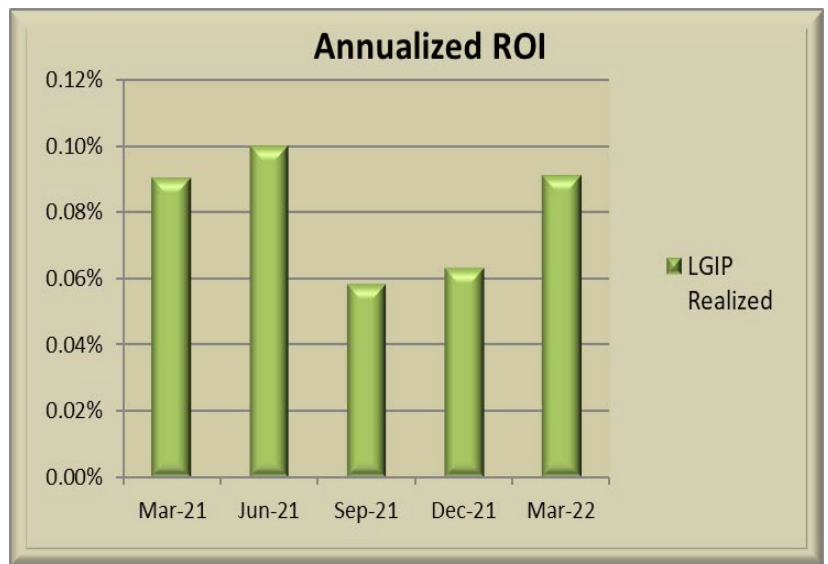
| Account | Balances at Mar 31st | FYTD Interest | EST'D FY ROI Annualized |
|-------------|-------------------------|------------------|----------------------------|
| LGIP | 4,205,081 | 3,576.00 | 0.09% |
| Other Cash* | 4,994,797 | 43.13 | N/A |

* - Does not include Sewer nor Agency Funds Cash.

TOTAL 9,199,878  3,619.13



Comparative Rates:
 Bank Savings – 0.02%
 2 YR Treasury Note Rate – 2.28%
 5 YR Treasury Note Rate – 2.42%




TOWN OF CAMP VERDE

As of March 30th, 2022

LONG-TERM DEBT

| Inception | Purpose | Type | Maturity | Original Debt | Int Rate | FY22 Budget | Current Obligation | Next Disbursement | | Debt Retired |
|---------------------------|-----------------------|------------|----------|---------------|----------|------------------|--------------------|-------------------|----------|--------------|
| | | | | | | | | Amount | Date | |
| Governmental Funds | | | | | | | | | | |
| 7/22/2009 | Sanitary District IGA | IGA Pledge | 7/1/2032 | 1,902,000 | 3.34% | 118,385 | 1,087,732 | 101,617 | 7/1/2022 | 814,268 |
| 10/1/2014 | Library/Marshal Refi | Bonds | 7/1/2030 | 4,904,000 | 2.84% | 452,210 | 2,749,000 | 417,036 | 7/1/2022 | 2,155,000 |
| 12/27/2017 | Sports Complex #1 | Bonds | 7/1/2044 | 6,835,000 | 3.37% | 383,520 | 6,185,000 | 280,175 | 7/1/2022 | 650,000 |
| 7/1/2020 | Sports Complex #2 | Bonds | 8/1/2035 | 2,897,000 | 2.96% | 106,220 | 2,882,000 | 62,654 | 8/1/2022 | 15,000 |
| 2/28/2022 | PSPRS Financing | Bonds | 8/1/2035 | 3,015,000 | 2.77% | 0 | 3,015,000 | 190,494 | 8/1/2022 | 0 |
| 10/10/2018 | 2018 Equipment L/P | Note | 8/1/2023 | 500,000 | 2.99% | 107,920 | 157,000 | 54,347 | 8/1/2022 | 343,000 |
| Various | Enterprise Leases | Note | Various | 889,100 | Various | 182,085 | 584,574 | 16,047 | Monthly | 304,526 |
| Wastewater Fund | | | | | | | | | | |
| 10/20/2016 | 2016 Equipment L/P | Note | 8/1/2021 | 542,800 | 1.55% | 113,120 | 0 | 0 | N/A | 542,800 |
| 4/20/2018 | Wastewater Plant | Note | 7/1/1942 | 2,487,210 | 2.18% | 94,700 | 2,242,093 | 99,843 | 7/1/2022 | 245,117 |
| 1/22/2021 | Hwy 260 Engineering | Note | 7/1/2023 | 1,200,000 | 1.00% | 0 | 1,200,000 | 196 | 7/1/2022 | 0 |
| Water Fund | | | | | | | | | | |
| 12/10/2021 | Water Co. Purchase | Loan | 8/1/1946 | 9,275,000 | 1.50% | 0 | 9,275,000 | 333,730 | 8/1/2022 | 0 |
| TOTALS | | | | | | 1,558,160 | 29,377,399 | 1,556,139 | | |



TOWN OF CAMP VERDE

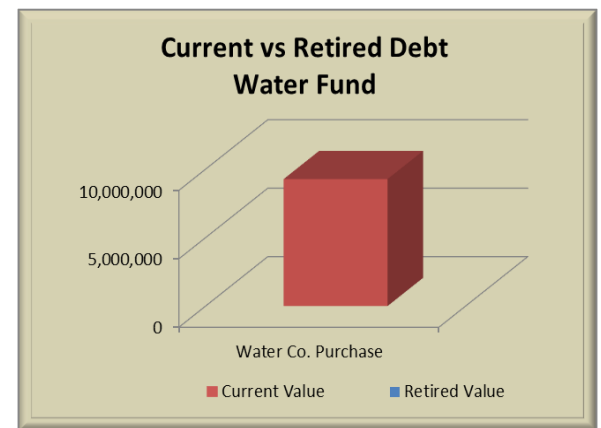
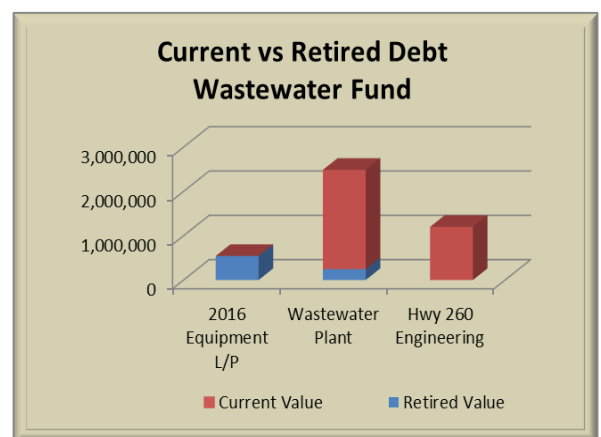
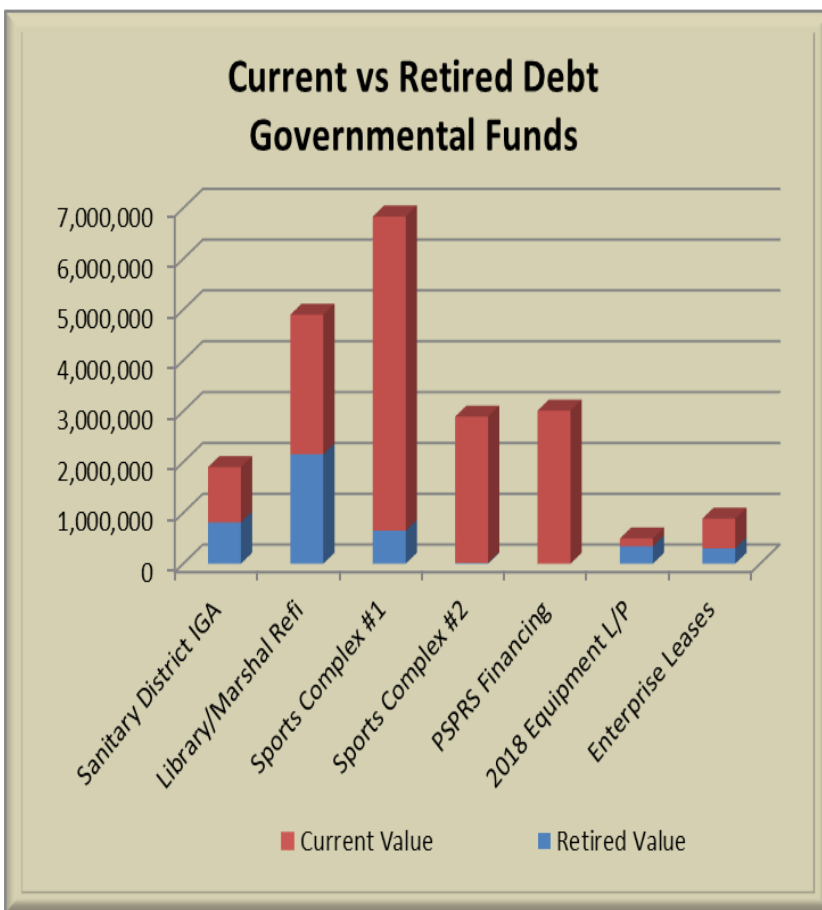
As of March 30th, 2022

LONG-TERM DEBT

FY22 Debt Service Fund*

| Category | Actual | Annual Budget | \$ Remaining | % Remaining |
|-------------------|------------------|------------------|----------------|-------------|
| Principal Retired | 843,306 | 996,770 | 153,464 | 15% |
| Interest Paid | 466,317 | 487,845 | 21,528 | 4% |
| Misc Fees | 3,245 | 3,495 | 250 | 7% |
| Total | 1,312,868 | 1,488,110 | 175,242 | 12% |

* - Does not include Wastewater or Water Funds



TOWN OF CAMP VERDE
FT & PT Employee Listing
FY22 - 3rd QUARTER ending MARCH 2022

General Administration

| <u>Name</u> | <u>Hire Date</u> | <u>Position</u> | <u>Hrs</u> | <u>Class</u> |
|---------------------|------------------|-----------------------|------------|--------------|
| Russ Martin | 8/9/2010 | Town Manager | 40 | 35 |
| Cynthia Pemberton | 12/16/2019 | Town Clerk | 40 | 24 |
| Virginia Jones | 11/4/1996 | Deputy Town Clerk | 40 | 12 |
| Jennifer Jacobs | 2/22/2022 | HR Specialist | 20 | 11 |
| Mike Showers | 7/18/2011 | Finance Director | 40 | 28 |
| Katherine Jenkins | 6/24/2019 | Accountant | 40 | 14 |
| Bobbi Webb | 12/9/2019 | Accountant | 40 | 14 |
| Anna Tellez | 11/23/2021 | Finance Clerk | 20 | 8 |
| Heather Vinson | 5/17/2021 | Risk Manager | 40 | 21 |
| James Waters | 11/8/2021 | CIP Project Manager | 40 | 19 |
| Steven Ayers | 2/1/2013 | Econ. Dev. Director | 40 | 25 |
| Christine Clark | 11/1/2021 | Econ. Dev. Specialist | 40 | 19 |
| Sean Brooks | 11/1/2021 | Econ. Dev. Specialist | 40 | 19 |
| Lynette Kovacovich | 5/2/2013 | Attendant | 15 | 3 |
| Geraldine Dillinger | 6/19/2015 | Attendant | 15 | 3 |
| Valerie Carter | 5/12/2021 | Attendant | 15 | 3 |

Municipal Court

| <u>Name</u> | <u>Hire Date</u> | <u>Position</u> | <u>Hrs</u> | <u>Class</u> |
|-----------------|------------------|------------------|------------|--------------|
| Veronica Pineda | 9/2/1997 | Court Supervisor | 40 | 14 |
| Felicia Harris | 3/23/2020 | Court Clerk | 40 | 7 |
| Jade West | 10/4/2021 | Court Clerk | 40 | 7 |

Public Works

| <u>Name</u> | <u>Hire Date</u> | <u>Position</u> | <u>Hrs</u> | <u>Class</u> |
|----------------------|------------------|-----------------------|------------|--------------|
| Ron Long | 7/10/2006 | Public Works Director | 40 | 28 |
| Troy Odell | 5/28/2013 | PW Deputy Director | 40 | 24 |
| Dora Blair | 4/9/2018 | Public Works Analyst | 40 | 11 |
| Jeffrey Kobel | 5/27/2019 | Maintenance Foreman | 40 | 14 |
| Stephen Diacik | 9/3/2013 | Lead Maint. Worker | 40 | 12 |
| Ezra Collins | 4/10/2017 | Lead Maint. Worker | 40 | 12 |
| Walter Orellana | 6/19/2018 | Maintenance Worker | 40 | 7 |
| Austin O'Shaughnessy | 5/10/2021 | Maintenance Worker | 40 | 7 |
| Justin Cooper | 8/9/2021 | Maintenance Worker | 40 | 7 |
| Victor VanBuskirk | 6/30/2020 | Maintenance Worker | 40 | 7 |
| Yolanda Trahin | 9/5/2000 | Janitor | 40 | 3 |
| Maria Urias | 8/10/2005 | Janitor | 40 | 3 |
| Maria Marquez | 11/17/2016 | Janitor | 40 | 3 |

Community Development

| <u>Name</u> | <u>Hire Date</u> | <u>Position</u> | <u>Hrs</u> | <u>Class</u> |
|------------------|------------------|-------------------------|------------|--------------|
| John Knight | 10/4/2021 | Comm. Dev. Director | 40 | 27 |
| Roxanne Jasman | 12/3/2018 | Chief Building Official | 40 | 20 |
| Jonathan Rivero | 8/28/2013 | Building Inspector | 40 | 12 |
| Kimberly Brokamp | 2/24/2021 | Plans Examiner | 40 | 13 |
| Barbara Ratlief | 2/24/2021 | Planner | 40 | 13 |
| Kimberlee McCune | 10/18/2021 | Permit Technician | 40 | 8 |
| Cory Mulcaire | 10/18/2021 | Zoning Inspector | 40 | 12 |
| Anthony Apodaca | 8/23/2021 | Code Enforcement | 40 | 10 |

Marshal's Office

| <u>Name</u> | <u>Hire Date</u> | <u>Position</u> | <u>Hrs</u> | <u>Class</u> |
|---------------------|------------------|------------------------|------------|--------------|
| Corey Rowley | 10/15/2018 | Marshal | 40 | 30 |
| Stephen Butler | 7/11/2012 | Lieutenant | 40 | 24 |
| Daniel Jacobs | 9/9/2013 | Lieutenant | 40 | 24 |
| Jeff Patten | 3/4/2001 | Sergeant | 40 | 20 |
| John Reay | 7/5/2016 | Sergeant | 40 | 20 |
| Jeff Bowers | 1/14/2008 | Sergeant | 40 | 20 |
| Joshua Collins | 9/30/2019 | Sergeant | 40 | 20 |
| David Freeman | 10/31/2004 | Deputy | 40 | 15 |
| Roscoe Owsley | 1/6/2013 | Deputy | 40 | 15 |
| Dustin Richardson | 6/23/2014 | Deputy | 40 | 15 |
| Erik Trahin | 7/18/2016 | Deputy | 40 | 15 |
| Hanna Bower | 10/31/2016 | Deputy | 40 | 15 |
| Kyle Handis | 12/3/2017 | Deputy | 40 | 15 |
| Cody "Ty" Wantland | 12/17/2018 | Deputy | 40 | 15 |
| Oscar Berrelez | 12/30/2018 | Deputy | 40 | 15 |
| Kristin Robertson | 1/27/2020 | Deputy | 40 | 15 |
| Bryce Wantland | 6/28/2020 | Deputy | 40 | 15 |
| Timothy Hinrichs | 7/26/2020 | Deputy | 40 | 15 |
| Vincenzo Santangelo | 7/5/2021 | Deputy | 40 | 15 |
| Micah Nevarez | 7/5/2021 | Deputy | 40 | 15 |
| Jacob Zeid | 2/1/2022 | Deputy | 40 | 15 |
| Jacob Clevenger | 11/7/2021 | Deputy | 40 | 15 |
| Cody Fant | 8/22/2021 | Deputy | 40 | 15 |
| Darby Martin | 1/29/1998 | Admin Support Manager | 40 | 20 |
| Earl Huff | 12/29/2019 | Animal Control Officer | 40 | 7 |
| Debbie Hughes | 8/1/1998 | Dispatch Supervisor | 40 | 15 |
| Allison Anthony | 12/18/2017 | Dispatcher | 40 | 10 |
| Eva Ruiz | 4/8/2018 | Dispatcher | 40 | 10 |
| Cyntina Harvey | 7/23/2018 | Dispatcher | 40 | 10 |
| Barbara Phillips | 5/8/2019 | Dispatcher | 40 | 10 |
| Lana Stine | 12/8/2019 | Dispatcher | 40 | 10 |
| Susan Wason | 4/26/2011 | Dispatcher | 40 | 10 |
| Angela Whitman | 11/15/2020 | Dispatcher | 40 | 10 |

Marshal's Office (Cont'd)

| <u>Name</u> | <u>Hire Date</u> | <u>Position</u> | <u>Hrs</u> | <u>Class</u> |
|------------------|------------------|-----------------------|------------|--------------|
| Robert Eberle | 2/1/2021 | Dispatcher | 40 | 10 |
| Jadie Edwards | 1/19/2021 | Records Specialist | 40 | 6 |
| Andrea Ramirez | 10/7/2013 | Records Specialist | 40 | 6 |
| Patricia Mancini | 10/4/2021 | Admin Assistant | 40 | 6 |
| Jeffrey Walter | 3/7/2022 | Evidence Custodian | 40 | 9 |
| Frederick Hayman | 3/22/2022 | Civilian Investigator | 40 | 12 |

Library

| <u>Name</u> | <u>Hire Date</u> | <u>Position</u> | <u>Hrs</u> | <u>Class</u> |
|----------------------|------------------|--------------------|------------|--------------|
| Kathy Hellman | 6/24/2012 | Library Director | 40 | 23 |
| Leticia Ancira | 8/1/2018 | Library Specialist | 40 | 7 |
| Zachary Garcia | 1/3/2017 | Library Specialist | 40 | 7 |
| Alice Gottschalk | 1/3/2005 | Library Specialist | 40 | 7 |
| Carson Ralston | 8/15/2016 | Library Specialist | 40 | 7 |
| Sheldon "Jay" Valles | 8/21/2017 | Library Specialist | 40 | 7 |
| Wendy Cook-Roberts | 6/19/2014 | Library Specialist | 40 | 7 |
| Sandy Boaz | 6/17/2021 | Library Clerk | 18 | 3 |
| Lisa Carnevale | 5/3/2020 | Library Clerk | 19 | 3 |
| Janell Leland | 10/8/2018 | Library Clerk | 19 | 3 |
| Sharon Freeman | 10/17/2021 | Library Clerk | 19 | 3 |

Parks & Rec

| <u>Name</u> | <u>Hire Date</u> | <u>Position</u> | <u>Hrs</u> | <u>Class</u> |
|------------------|------------------|-----------------------|------------|--------------|
| Michael Marshall | 12/27/2012 | P&R Div. Manager | 40 | 18 |
| Shawna Figy | 6/19/2016 | Recreation Supervisor | 40 | 13 |
| Lori Webb | 8/12/2019 | Recreation Leader | 40 | 4 |
| Angela Grubbs | 9/17/2018 | Recreation Leader | 28 | 4 |

Streets

| <u>Name</u> | <u>Hire Date</u> | <u>Position</u> | <u>Hrs</u> | <u>Class</u> |
|---------------|------------------|------------------------|------------|--------------|
| Stacy Perry | 10/14/2013 | Streets Supervisor | 40 | 16 |
| Luis Trahin | 4/15/1996 | Streets Foreman | 40 | 13 |
| David Hammond | 8/9/1998 | Sr. Equipment Operator | 40 | 9 |
| Royce Allen | 10/30/2006 | Equipment Operator | 40 | 7 |
| Joshua Teague | 1/7/2020 | Equipment Operator | 40 | 7 |

Sewer

| <u>Name</u> | <u>Hire Date</u> | <u>Position</u> | <u>Hrs</u> | <u>Class</u> |
|-------------------|------------------|---------------------|------------|--------------|
| Chet Teague | 3/9/2015 | Wastewater Manager | 40 | 19 |
| Marshall Davis | 6/30/2013 | Wastewater Foreman | 40 | 15 |
| Tracey Feltes | 6/30/2013 | Admin. Asst. 1 | 40 | 5 |
| Russell Cron | 6/30/2013 | Wastewater Operator | 40 | 9 |
| Alexander Cabrera | 4/2/2021 | Wastewater Operator | 40 | 9 |
| Justin Ganis | 4/3/2017 | Wastewater Operator | 40 | 9 |
| Chris Schrouder | 7/5/2016 | Wastewater Operator | 40 | 9 |
| John Horner | 2/7/2022 | Wastewater Operator | 40 | 9 |

FT & PT Employee Count 107

FT Employee Count 97

Seasonal/Temp Workers are not included