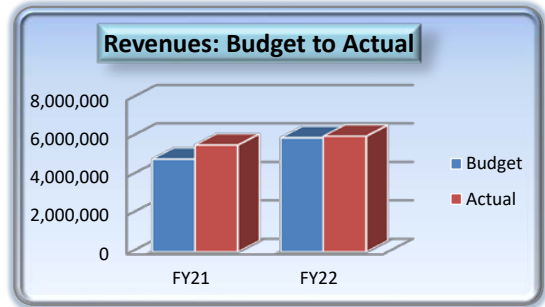


TOWN OF CAMP VERDE
General Fund Report
FY22 - 2nd QTR ending December 2021

GENERAL FUND REVENUES

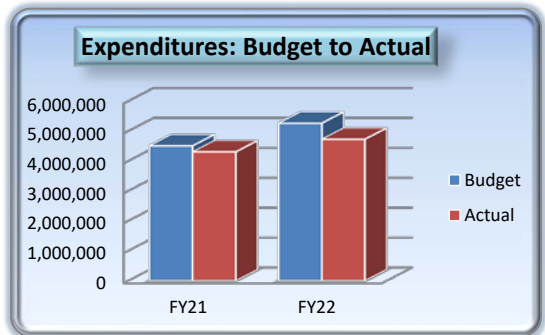
	FY 21-22 Budget	FY 21-22 Actual	% of Budget Received
Local Taxes	6,954,800	3,322,144	48%
Franchise Fees	280,000	159,068	57%
State Sales Tax	1,313,525	799,646	61%
Urban Revenue Sharing	1,459,635	777,269	53%
Vehicle License Tax	856,000	449,674	53%
Other Revenues	1,006,815	505,969	50%
TOTAL	11,870,775	6,013,770	51%



Local TPT are still slightly under budget (2%) for the first half of the year, which is typical. Our 3 major state revenue sources and local franchise fees are all over budget with State sales tax \$143K over budget (11%) to date. Total revenues for the period are right on track with budget. Within our local TPT, Retail is still the strongest source of tax revenue at \$1.76M to date, which is 53% of total local TPT. Of all remaining categories, only construction is lagging behind at this time at less than 50% of its budgeted amount.

GENERAL FUND EXPENDITURES by DEPARTMENT

	FY 21-22 Budget	FY 21-22 Actual	% of Budget Expended
General Admin	2,982,060	1,318,898	44%
Court	487,245	196,212	40%
Public Works	1,239,630	580,507	47%
Community Development	786,925	297,124	38%
Marshall's Office	3,839,320	1,750,419	46%
Library	640,270	318,886	50%
Parks & Rec	560,560	267,491	48%
TOTAL	10,536,010	4,729,537	45%



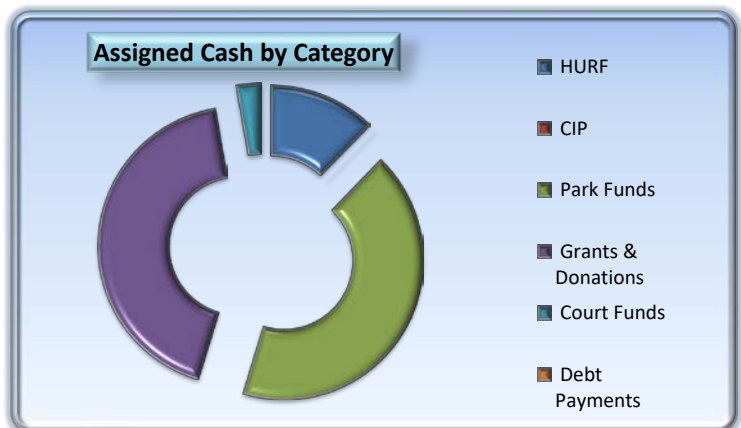
Through December General Fund expenditures are all within budgeted amounts. While some departments are significantly below budget percentage-wise like the Court and Community Development, it is the Marshal's Office that brings the most savings to date at \$169K below budget all of which is seen in wages and ERE as the department continues to work to fill missing positions. Through December, unassigned cash is approximately \$5.1M. The required reserve balance of the Town's General Fund is \$1.5M.

CASH

Bank Accounts

Pooled Checking	(18,070)
Payroll Checking	77,457
LGIP Investments	5,702,416
Revolving Home Loan	115,750
US Bank/BNY Accounts	2,503,970
Due from Sewer	1,380,610
TOTAL CASH	9,762,133
Assigned Cash	(4,667,086)

Unassigned Cash 5,095,047



TOWN OF CAMP VERDE
Functional Revenue & Expense Summaries
FY22 - 2nd QTR ending December 2022

General Fund				
	<u>Actual</u>	<u>Annual Budget</u>	<u>Over/Short</u>	<u>% Remaining</u>
Revenues	6,013,770	11,870,775	(5,857,005)	49%
Wages & ERE	3,540,304	8,094,305	4,554,001	56%
Operational	1,185,642	2,437,345	1,251,703	51%
Capital	3,591	4,360	769	18%
Net Transfers Out/(In)	1,429,566	2,257,220	827,654	37%
Net	<u>(145,333)</u>	<u>(922,455)</u>	<u>777,122</u>	

Fund Balance:	3,672,327
---------------	-----------

HURF Fund				
	<u>Actual</u>	<u>Annual Budget</u>	<u>Over/Short</u>	<u>% Remaining</u>
Revenues	564,927	967,500	(402,573)	42%
Wages & ERE	191,232	427,450	236,218	55%
Operational	199,680	341,615	141,935	42%
Capital	10,104	0	(10,104)	N/A
Net Transfers Out/(In)	164,050	230,890	66,840	29%
Net	<u>(139)</u>	<u>(32,455)</u>	<u>32,316</u>	

Fund Balance:	665,390
---------------	---------

Wastewater Fund*				
	<u>Actual</u>	<u>Annual Budget</u>	<u>Over/Short</u>	<u>% Remaining</u>
Operating Revenues	903,140	1,876,600	(973,460)	52%
Grants & Loan Funding	0	6,220,000	(6,220,000)	100%
Wages & ERE	316,499	679,905	363,406	53%
Operational	362,870	717,931	355,061	49%
Capital & Debt	578,599	7,496,875	6,918,276	92%
Net Transfers Out/(In)	0	0	0	N/A
Net	<u>(354,828)</u>	<u>(798,111)</u>	<u>443,283</u>	

* - Depreciation is not included in the above schedule (\$1.3M budget).

Fund Balance:	16,411,726
---------------	------------

TOWN OF CAMP VERDE
Special Revenue & Capital Improvement Funds Report
FY22 - 2nd QTR ending December 2022

Capital Improvement Projects Funds

Projects	Actual	Annual Budget	Difference	% Left
Undesignated AzCares		311,406	311,406	100%
Unallocated fm Gen Fund		1,730,638	1,730,638	100%
Chip Seal Maint	659,058			
Street Paving & Maint	94,052	110,000	15,948	14%
CVMO Vehicles	22,686	150,000	127,314	85%
CVMO Server		35,000	35,000	100%
CVMO Fingerprinting		14,035	14,035	100%
CVMO Less Leathal	1,783		(1,783)	#DIV/0!
Rodeo Arena Bathrooms	41,700	59,000	17,300	29%
Rodeo Arena Concession			0	#DIV/0!
Rodeo Arena Lighting		13,500	13,500	100%
Homestead Parkway Road			0	#DIV/0!
Equipment			0	N/A
Court Security Checkpoint		40,000	40,000	100%
Pool Improvements		60,000	60,000	100%
FF/Cliffs Signal Repair			0	#DIV/0!
Gazebo Repair		48,000	48,000	100%
Sidewalk Repair	15,494		(15,494)	#DIV/0!
Council Chambers IT		28,000	28,000	100%
Wilshire & Indust Roundabouts		34,000	34,000	100%
Rezzonico Park		16,216	16,216	100%
Finnie Flat Streetscape		15,369	15,369	100%
Stormwater Projects		19,960	19,960	100%
Gym floor resurface	8,004			
Other		4,934	4,934	100%
Net Exps	(842,777)	(2,690,058)	2,514,343	-93%
Interest/Grants/Operating Transfers In	641,318	1,782,537	(1,141,219)	-64%
Debt Financing	0	635,000	(635,000)	N/A
Beginning Balance	201,459	287,521	86,062	30%
Remaining Funds	0	15,000	824,186	

Other Funds

	Exp's	Rev's	Net (Exps)/Revs	Budgeted Net (Exps)/Revs	Fund Balance
Parks	718,666	0	(718,666)	(3,139,122)	1,978,214
Court	1,519	6,511	4,992	(118,500)	126,646
Grants	83,350	1,997,057	1,913,707	(1,072,577)	989,571
CDBG	147	0	(147)	0	(147)
Housing	0	29	29	(69,800)	123,480
911	0	0	0	(1,361)	1,361
Restricted Monies	41,346	138,275	96,929	(237,625)	373,549
Debt	1,021,876	952,296	(69,580)	0	(69,580)


TOWN OF CAMP VERDE

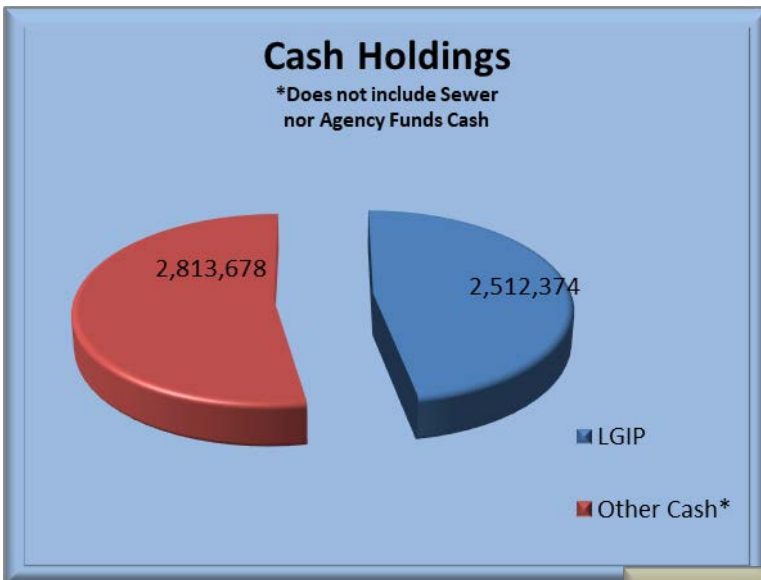
As of December 31st, 2021

INVESTMENTS

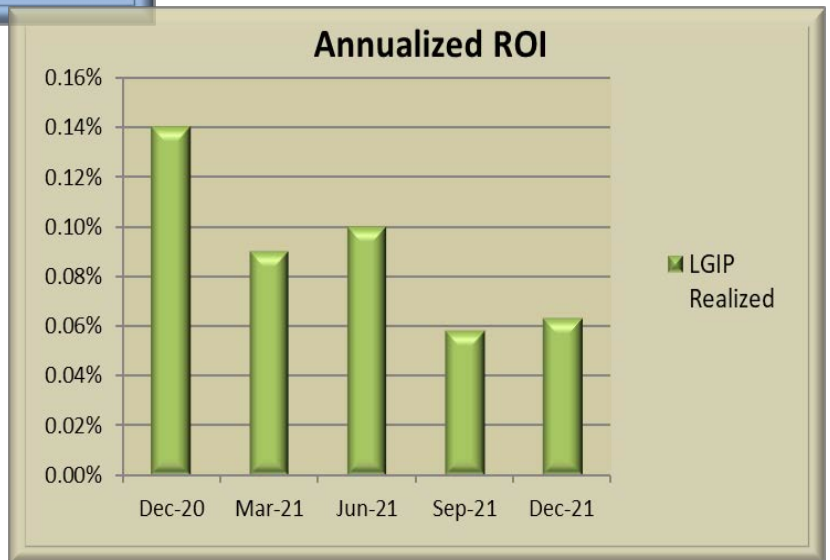
Account	Balances at Dec 31st	FYTD Interest	EST'D FY ROI Annualized
LGIP	5,702,416	1,686.07	0.06%
Other Cash*	4,059,717	28.96	N/A

* - Does not include Sewer nor Agency Funds Cash.

TOTAL 9,762,133  1,715.03



Comparative Rates:
 Bank Savings – 0.06%
 2 YR Treasury Note Rate – 0.73%
 5 YR Treasury Note Rate – 1.26%

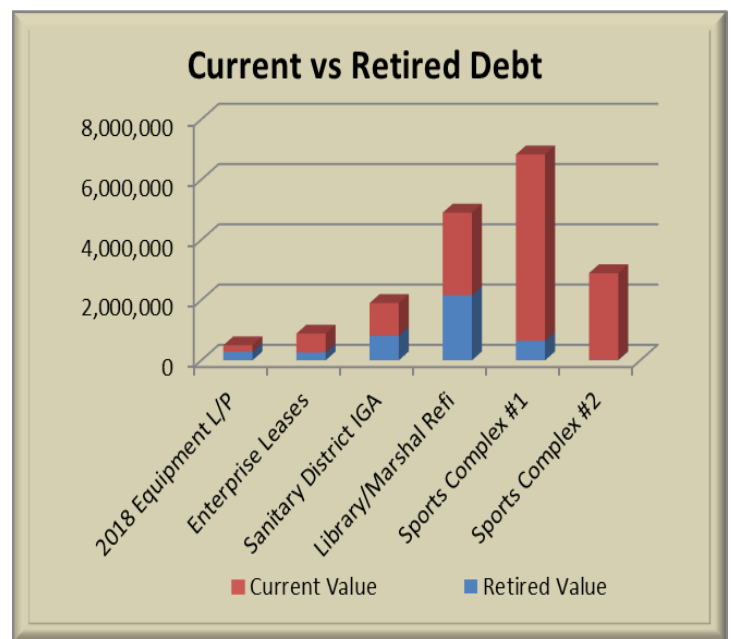
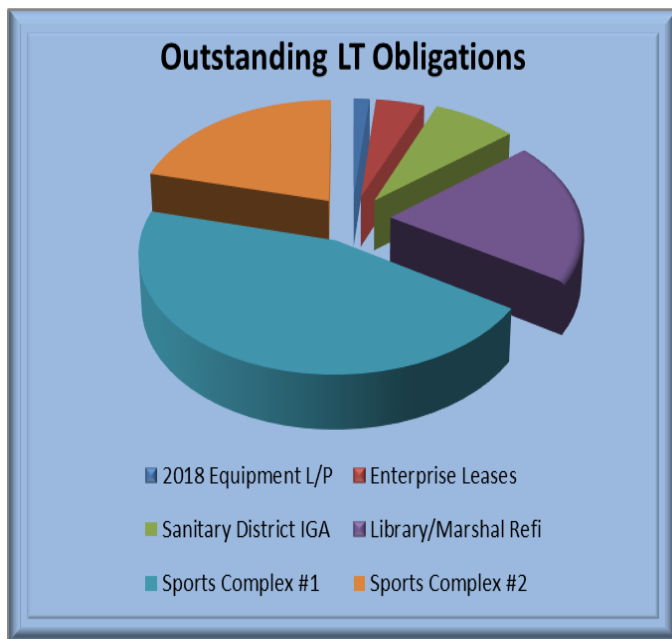


TOWN OF CAMP VERDE

As of December 31st, 2021

LONG-TERM DEBT

Inception	Purpose	Type	Maturity	Original Debt	Int Rate	FY22 Budget	Current Obligation	Next Disbursement		Debt Retired
								Amount	Date	
Governmental Funds										
10/10/2018	2018 Equipment L/P	Note	8/1/2023	500,000	2.99%	107,970	208,000	54,110	2/1/2022	292,000
10/10/2018	Enterprise Leases	Note	Various	889,101	Various	206,460	626,327	13,000	Monthly	262,774
7/22/2009	Sanitary District IGA	IGA Pledge	7/1/2032	1,902,000	3.34%	118,425	1,087,732	18,154	1/1/2022	814,268
10/1/2014	Library/Marshal Refi	Bonds	7/1/2030	4,904,000	2.84%	454,830	2,749,000	39,036	1/1/2022	2,155,000
12/27/2017	Sports Complex #1	Bonds	7/1/2044	6,835,000	3.37%	383,695	6,185,000	107,725	1/1/2022	650,000
7/1/2020	Sports Complex #2	Bonds	8/1/2035	2,897,000	2.96%	101,730	2,882,000	42,654	2/1/2022	15,000
	Potential Equip Lease Note		N/A			115,000	N/A			
TOTALS						1,488,110	13,738,059	274,679		



FY22 Debt Service Fund*

Category	Actual	Annual Budget	\$ Remaining	% Remaining
Principal Retired	719,677	996,770	277,093	28%
Interest Paid	231,669	487,845	256,176	53%
Misc Fees	950	3,495	2,545	73%
Total	952,296	1,488,110	535,814	36%

* - Does not include Wastewater Fund

TOWN OF CAMP VERDE
FT & PT Employee Listing
FY22 - 2nd QUARTER ending December 2021

General Administration

<u>Name</u>	<u>Hire Date</u>	<u>Position</u>	<u>Hrs</u>	<u>Class</u>
Russ Martin	8/9/2010	Town Manager	40	35
Brandy Cabrera	10/28/2019	Human Resource Director	40	27
Cynthia Pemberton	12/16/2019	Town Clerk	40	24
Virginia Jones	11/4/1996	Deputy Town Clerk	40	12
Mike Showers	7/18/2011	Finance Director	40	28
Katherine Jenkins	6/24/2019	Accountant	40	14
Bobbi Webb	12/9/2019	Accountant	40	14
Anna Tellez	11/23/2021	Finance Clerk	20	8
Heather Vinson	5/17/2021	Risk Manager	40	21
James Waters	11/8/2021	CIP Project Manager	40	19
Steven Ayers	2/1/2013	Econ. Dev. Director	40	25
Christine Clark	11/1/2021	Econ. Dev. Specialist	40	19
Sean Brooks	11/1/2021	Econ. Dev. Specialist	40	19
Lynette Kovacovich	5/2/2013	Attendant	15	3
Geraldine Dillinger	6/19/2015	Attendant	15	3
Valerie Carter	5/12/2021	Attendant	15	3

Municipal Court

<u>Name</u>	<u>Hire Date</u>	<u>Position</u>	<u>Hrs</u>	<u>Class</u>
Paul Schlegel	11/3/2014	Magistrate	28	N/A
Veronica Pineda	9/2/1997	Court Supervisor	40	14
Nina Sanchez	8/23/2021	Court Clerk	40	7
Felicia Harris	3/23/2020	Court Clerk	40	7
Melissa Wright	8/1/2018	Court Clerk	40	7
Jade West	10/4/2021	Court Clerk	40	7

Public Works

<u>Name</u>	<u>Hire Date</u>	<u>Position</u>	<u>Hrs</u>	<u>Class</u>
Ron Long	7/10/2006	Public Works Director	40	28
Troy Odell	5/28/2013	PW Deputy Director	40	24
Dora Blair	4/9/2018	Public Works Analyst	40	11
Jeffrey Kobel	5/27/2019	Maintenance Foreman	40	14
Stephen Diacik	9/3/2013	Lead Maint. Worker	40	12
Ezra Collins	4/10/2017	Lead Maint. Worker	40	12
Walter Orellana	6/19/2018	Maintenance Worker	40	7
Austin O'Shaughnessy	5/10/2021	Maintenance Worker	40	7

Justin Cooper	8/9/2021	Maintenance Worker	40	7
Victor VanBuskirk	6/30/2020	Maintenance Worker	40	7
Yolanda Trahin	9/5/2000	Janitor	40	3
Maria Urias	8/10/2005	Janitor	40	3
Maria Marquez	11/17/2016	Janitor	40	3

Community Development

<u>Name</u>	<u>Hire Date</u>	<u>Position</u>	<u>Hrs</u>	<u>Class</u>
John Knight	10/4/2021	Comm. Dev. Director	40	27
Roxanne Jasman	12/3/2018	Chief Building Official	40	20
Jonathan Rivero	8/28/2013	Building Inspector	40	12
Kimberly Brokamp	2/24/2021	Plans Examiner	40	13
Barbara Ratlief	2/24/2021	Zoning Inspector	40	12
Kimberlee McCune	10/18/2021	Permit Technician	40	8
Cory Mulcaire	10/18/2021	Permit Technician	40	8
Anthony Apodaca	8/23/2021	Code Enforcement	40	10

Marshal's Office

<u>Name</u>	<u>Hire Date</u>	<u>Position</u>	<u>Hrs</u>	<u>Class</u>
Corey Rowley	10/15/2018	Marshal	40	30
Stephen Butler	7/11/2012	Lieutenant	40	24
Daniel Jacobs	9/9/2013	Lieutenant	40	24
Jeff Patten	3/4/2001	Sergeant	40	20
John Reay	7/5/2016	Sergeant	40	20
Jeff Bowers	1/14/2008	Sergeant	40	20
Joshua Collins	9/30/2019	Sergeant	40	20
David Freeman	10/31/2004	Deputy	40	15
Roscoe Owsley	1/6/2013	Deputy	40	15
Dustin Richardson	6/23/2014	Deputy	40	15
Erik Trahin	7/18/2016	Deputy	40	15
Hanna Bower	10/31/2016	Deputy	40	15
Kyle Handis	12/3/2017	Deputy	40	15
Cody "Ty" Wantland	12/17/2018	Deputy	40	15
Oscar Berrelez	12/30/2018	Deputy	40	15
Kristin Robertson	1/27/2020	Deputy	40	15
Bryce Wantland	6/28/2020	Deputy	40	15
Timothy Hinrichs	7/26/2020	Deputy	40	15
Vincenzo Santangelo	7/5/2021	Deputy	40	15
Micah Nevarez	7/5/2021	Deputy	40	15
Darby Martin	1/29/1998	Admin Support Manager	40	20
Earl Huff	12/29/2019	Animal Control Officer	40	7
Debbie Hughes	8/1/1998	Dispatch Supervisor	40	15
Allison Anthony	12/18/2017	Dispatcher	40	10
Eva Ruiz	4/8/2018	Dispatcher	40	10
Cyntina Harvey	7/23/2018	Dispatcher	40	10
Barbara Phillips	5/8/2019	Dispatcher	40	10

Lana Stine	12/8/2019	Dispatcher	40	10
Susan Wason	4/26/2011	Dispatcher	40	10
Angela Whitman	11/15/2020	Dispatcher	40	10
Robert Eberle	2/1/2021	Dispatcher	40	10
Cody Fant	8/22/2021	Dispatcher	40	10
Sarah Teague	8/23/2021	Dispatcher	40	10
Jadie Edwards	1/19/2021	Records Specialist	40	6
Andrea Ramirez	10/7/2013	Records Specialist	40	6
Patricia Mancini	10/4/2021	Admin Assistant	40	6

Library

<u>Name</u>	<u>Hire Date</u>	<u>Position</u>	<u>Hrs</u>	<u>Class</u>
Kathy Hellman	6/24/2012	Library Director	40	23
Leticia Ancira	8/1/2018	Library Specialist	40	7
Zachary Garcia	1/3/2017	Library Specialist	40	7
Alice Gottschalk	1/3/2005	Library Specialist	40	7
Carson Ralston	8/15/2016	Library Specialist	40	7
Sheldon "Jay" Valles	8/21/2017	Library Specialist	40	7
Wendy Cook-Roberts	6/19/2014	Library Specialist	40	7
Sandy Boaz	6/17/2021	Library Clerk	18	3
Lisa Carnevale	5/3/2020	Library Clerk	19	3
Janell Leland	10/8/2018	Library Clerk	19	3
Sharon Freeman	10/17/2021	Library Clerk	19	3

Parks & Rec

<u>Name</u>	<u>Hire Date</u>	<u>Position</u>	<u>Hrs</u>	<u>Class</u>
Michael Marshall	12/27/2012	P&R Div. Manager	40	18
Shawna Figy	6/19/2016	Recreation Supervisor	40	13
Lori Webb	8/12/2019	Recreation Leader	40	4
Angela Grubbs	9/17/2018	Recreation Leader	28	4

Streets

<u>Name</u>	<u>Hire Date</u>	<u>Position</u>	<u>Hrs</u>	<u>Class</u>
Stacy Perry	10/14/2013	Streets Supervisor	40	16
Luis Trahin	4/15/1996	Streets Foreman	40	13
David Hammond	8/9/1998	Sr. Equipment Operator	40	9
Royce Allen	10/30/2006	Equipment Operator	40	7
Joshua Teague	1/7/2020	Equipment Operator	40	7

Sewer

<u>Name</u>	<u>Hire Date</u>	<u>Position</u>	<u>Hrs</u>	<u>Class</u>
Chet Teague	3/9/2015	Wastewater Manager	40	19
Marshall Davis	6/30/2013	Wastewater Foreman	40	15
Tracey Feltes	6/30/2013	Admin. Asst. 1	40	5
Joseph Calhoun	7/1/2014	Wastewater Operator	40	9
Russell Cron	6/30/2013	Wastewater Operator	40	9

Alexander Cabrera	4/2/2021	Wastewater Operator	40	9
Justin Ganis	4/3/2017	Wastewater Operator	40	9
Chris Schrouder	7/5/2016	Wastewater Operator	40	9

FT & PT Employee Count 107

FT Employee Count 97

Seasonal/Temp Workers are not included