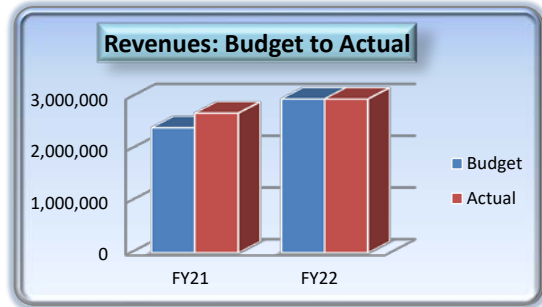


**TOWN OF CAMP VERDE**  
**General Fund Report**  
**FY22 - 1st QTR ending September 2022**

**GENERAL FUND REVENUES**

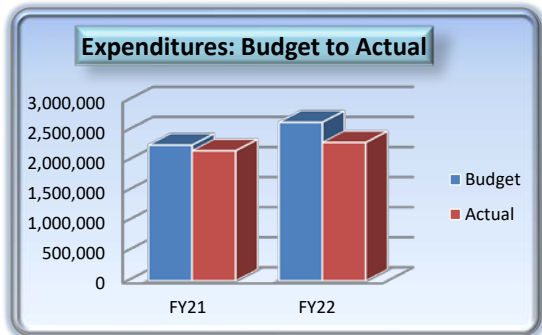
	FY 21-22 Budget	FY 21-22 Actual	% of Budget Received
Local Taxes	6,954,800	1,649,528	24%
Franchise Fees	280,000	92,075	33%
State Sales Tax	1,313,525	385,569	29%
Urban Revenue Sharing	1,459,635	376,772	26%
Vehicle License Tax	856,000	237,142	28%
Other Revenues	1,006,815	223,774	22%
<b>TOTAL</b>	<b>11,870,775</b>	<b>2,964,860</b>	<b>25%</b>



At the end of the 1st QTR, Town revenues are right on track with budget. State sales tax is very strong so far this year. While local TPT revenues are slightly off the mark by \$89K (1.3%) they are not short enough to cause any concern. Many items in the other Revenue category show-up in the 2nd half of the year.

**GENERAL FUND EXPENDITURES by DEPARTMENT**

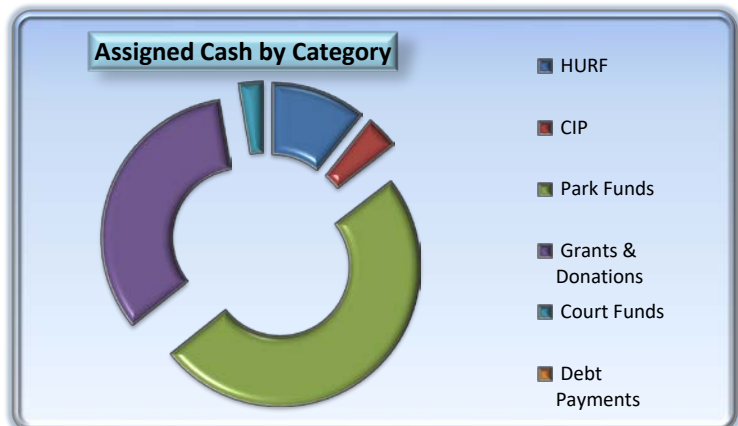
	FY 21-22 Budget	FY 21-22 Actual	% of Budget Expended
General Admin	2,982,060	659,333	22%
Court	487,245	90,897	19%
Public Works	1,239,630	280,228	23%
Community Development	786,925	141,988	18%
Marshall's Office	3,839,320	818,707	21%
Library	640,270	158,197	25%
Parks & Rec	560,560	148,188	26%
<b>TOTAL</b>	<b>10,536,010</b>	<b>2,297,538</b>	<b>22%</b>



Departmental expenses for the 1st QTR under budget by \$336K (3.2%) which completely offset the \$89K shortage of revenues. While Community Development is the highest percentage under budget at 7% under, the Marshal's Office provides the highest cash cushion at \$141K under budget, nearly 3-times that of Community Development. Only Parks & Rec is over budget through September which highlights a strong Fort Verde Days event in the 1st QTR.

**CASH**

<b>Bank Accounts</b>	
Pooled Checking	937,522
Payroll Checking	19,524
LGIP Investments	5,151,893
Revolving Home Loan	115,736
US Bank/BNY Accounts	2,582,420
Due from Sewer	1,436,335
<b>TOTAL CASH</b>	<b>10,243,430</b>
Assigned Cash	<b>(4,643,272)</b>
<b>Unassigned Cash</b>	<b>5,600,158</b>



**TOWN OF CAMP VERDE**  
**Functional Revenue & Expense Summaries**  
**FY22 - 1st QTR ending September 2022**

<b>General Fund</b>				
	<u>Actual</u>	<u>Annual Budget</u>	<u>Over/Short</u>	<u>% Remaining</u>
Revenues	2,964,860	11,870,775	<b>(8,905,915)</b>	75%
Wages & ERE	1,590,992	8,094,305	6,503,313	80%
Operational	703,818	2,437,345	1,733,527	71%
Capital	2,729	4,360	1,631	37%
Net Transfers Out/(In)	788,246	2,257,220	1,468,974	65%
<b>Net</b>	<b><u>(120,925)</u></b>	<b><u>(922,455)</u></b>	<b>801,530</b>	

<b>HURF Fund</b>				
	<u>Actual</u>	<u>Annual Budget</u>	<u>Over/Short</u>	<u>% Remaining</u>
Revenues	282,268	967,500	<b>(685,232)</b>	71%
Wages & ERE	81,522	427,450	345,928	81%
Operational	133,588	341,615	208,027	61%
Capital	10,104	0	<b>(10,104)</b>	#DIV/0!
Net Transfers Out/(In)	164,050	230,890	66,840	29%
<b>Net</b>	<b><u>(106,996)</u></b>	<b><u>(32,455)</u></b>	<b><u>(74,541)</u></b>	

<b>Wastewater Fund*</b>				
	<u>Actual</u>	<u>Annual Budget</u>	<u>Over/Short</u>	<u>% Remaining</u>
Operating Revenues	435,591	1,876,600	<b>(1,441,009)</b>	77%
Grants & Loan Funding	0	6,220,000	<b>(6,220,000)</b>	100%
Wages & ERE	144,568	679,905	535,337	79%
Operational	205,922	717,931	512,009	71%
Capital & Debt	274,767	7,496,875	7,222,108	96%
Net Transfers Out/(In)	0	0	0	N/A
<b>Net</b>	<b><u>(189,666)</u></b>	<b><u>(798,111)</u></b>	<b>608,445</b>	

\* - Depreciation is not included in the above schedule (\$1M budget).

**TOWN OF CAMP VERDE**  
Special Revenue & Capital Improvement Funds Report  
FY22 - 1st QTR ending September 2022

**Capital Improvement Projects Funds**

<b>Projects</b>	<b>Actual</b>	<b>Annual Budget</b>	<b>Difference</b>	<b>% Left</b>
Undesignated AzCares		311,406	311,406	100%
Unallocated fm Gen Fund		1,730,638	1,730,638	100%
Street Paving & Maint	4,214	110,000	105,786	96%
CVMO Vehicles	14,430	150,000	135,570	90%
CVMO Server		35,000	35,000	100%
CVMO Fingerprinting		14,035	14,035	100%
CVMO Less Leathal	286		(286)	#DIV/0!
Rodeo Arena Bathrooms	18,185	59,000	40,815	69%
Rodeo Arena Concession			0	#DIV/0!
Rodeo Arena Lighting		13,500	13,500	100%
Homestead Parkway Road Equipment			0	#DIV/0! N/A
Court Security Checkpoint		40,000	40,000	100%
Pool Improvements		60,000	60,000	100%
FF/Cliffs Signal Repair			0	#DIV/0!
Gazebo Repair		48,000	48,000	100%
Sidewalk Repair	15,494		(15,494)	#DIV/0!
Council Chambers IT		28,000	28,000	100%
Wilshire & Indust Roundabouts		34,000	34,000	100%
Rezzonico Park		16,216	16,216	100%
Finnie Flat Streetscape		15,369	15,369	100%
Stormwater Projects		19,960	19,960	100%
Other		4,934	4,934	100%
Net Exps	(52,609)	(2,690,058)	2,637,449	-98%
Interest/Grants/Operating Transfers In	0	1,782,537	(1,782,537)	-100%
Debt Financing	0	635,000	(635,000)	N/A
Beginning Balance	201,459	287,521	86,062	30%
Remaining Funds	148,850	15,000	305,974	

**Other Funds**

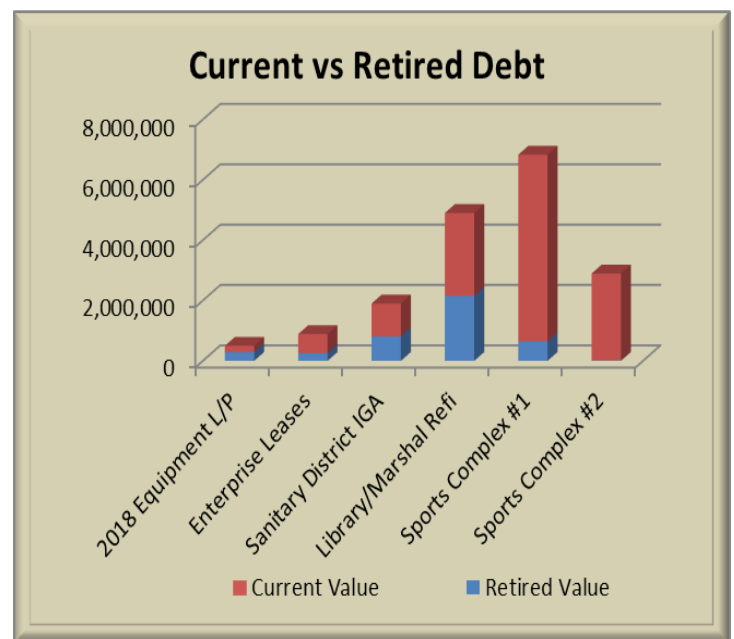
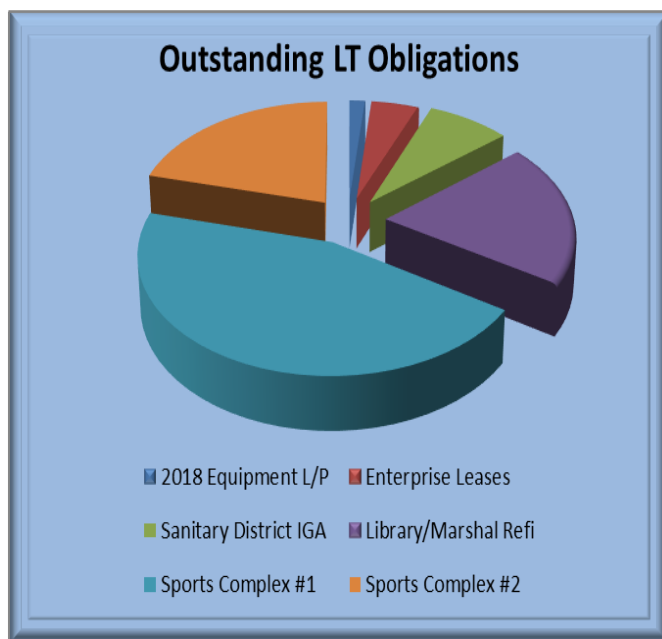
	<b>Exp's</b>	<b>Rev's</b>	<b>Net (Exps)/Revs</b>	<b>Budgeted Net (Exps)/Revs</b>	<b>Fund Balance</b>
Parks	411,252	0	(411,252)	(3,139,122)	260,937
Court	1,087	2,977	1,890	(118,500)	118,148
Grants	15,656	1,989,559	1,973,903	(1,072,577)	1,117,046
CDBG	0	0	0	0	(260,623)
Housing	0	14	14	(69,800)	123,423
911	0	0	0	(1,361)	1,361
Restricted Monies	29,601	43,010	13,409	(237,625)	269,396
Debt	952,296	952,296	0	0	0

# TOWN OF CAMP VERDE

As of September 30<sup>th</sup>, 2021

## LONG-TERM DEBT

Inception	Purpose	Type	Maturity	Original Debt	Int Rate	FY22 Budget	Current Obligation	Next Disbursement Amount	Date	Debt Retired
<b>Governmental Funds</b>										
10/10/2018	2018 Equipment L/P	Note	8/1/2023	500,000	2.99%	107,970	208,000	54,110	2/1/2022	292,000
10/10/2018	Enterprise Leases	Note	Various	889,101	Various	206,460	626,327	13,000	Monthly	262,774
7/22/2009	Sanitary District IGA	IGA Pledge	7/1/2032	1,902,000	3.34%	118,425	1,087,732	18,154	1/1/2022	814,268
10/1/2014	Library/Marshal Refi	Bonds	7/1/2030	4,904,000	2.84%	454,830	2,749,000	39,036	1/1/2022	2,155,000
12/27/2017	Sports Complex #1	Bonds	7/1/2044	6,835,000	3.37%	383,695	6,185,000	107,725	1/1/2022	650,000
7/1/2020	Sports Complex #2	Bonds	8/1/2035	2,897,000	2.96%	101,730	2,882,000	42,654	2/1/2022	15,000
	Potential Equip Lease Note		N/A			115,000	N/A			
<b>TOTALS</b>						<b>1,488,110</b>	<b>13,738,059</b>	<b>274,679</b>		



<b>FY22 Debt Service Fund*</b>				
Category	Actual	Annual Budget	\$ Remaining	% Remaining
Principal Retired	719,677	996,770	277,093	28%
Interest Paid	231,669	487,845	256,176	53%
Misc Fees	950	3,495	2,545	73%
<b>Total</b>	<b>952,296</b>	<b>1,488,110</b>	<b>535,814</b>	<b>36%</b>

\* - Does not include Wastewater Fund

**TOWN OF CAMP VERDE**  
**FT & PT Employee Listing**  
**FY22 - 1st QUARTER ending September 2021**

**General Administration**

<u>Name</u>	<u>Hire Date</u>	<u>Position</u>	<u>Hrs</u>	<u>Class</u>
Russ Martin	8/9/2010	Town Manager	40	35
Brandy Cabrera	10/28/2019	Human Resource Director	40	27
Cynthia Pemberton	12/16/2019	Town Clerk	40	24
Virginia Jones	11/4/1996	Deputy Town Clerk	40	12
Steven Ayres	2/1/2013	Econ. Dev. Director	40	25
Jessica Bryson	2/3/2020	ED Project Specialist	40	19
Lynette Kovacovich	5/2/2013	Attendant	15	3
Geraldine Dillinger	6/19/2015	Attendant	15	3
Mike Showers	7/18/2011	Finance Director	40	28
Katherine Jenkins	6/24/2019	Accountant	40	14
Bobbi Webb	12/9/2019	Accountant	40	14
Heather Vinson	5/17/2021	Risk Manager	40	22
Valerie Carter	5/12/2021	Attendant	15	3

**Municipal Court**

<u>Name</u>	<u>Hire Date</u>	<u>Position</u>	<u>Hrs</u>	<u>Class</u>
Paul Schlegel	11/3/2014	Magistrate	28	N/A
Veronica Pineda	9/2/1997	Court Supervisor	40	14
Nina Sanchez	8/23/2021	Court Clerk	40	7
Felicia Harris	3/23/2020	Court Clerk	40	7
Melissa Wright	8/1/2018	Court Clerk	40	7

**Public Works**

<u>Name</u>	<u>Hire Date</u>	<u>Position</u>	<u>Hrs</u>	<u>Class</u>
Ron Long	7/10/2006	Public Works Director	40	28
Troy Odell	5/28/2013	PW Deputy Director	40	24
Dora Blair	4/9/2018	Public Works Analyst	40	11
Jeffrey Kobel	5/27/2019	Maintenance Foreman	40	14
Stephen Diacik	9/3/2013	Lead Maint. Worker	40	12
Ezra Collins	4/10/2017	Maintenance Worker	40	12
Walter Orellana	6/19/2018	Maintenance Worker	40	7
Sean O'Shaughnessy	7/28/2020	Maintenance Worker	40	7
Austin O'Shaughnessy	5/10/2021	Maintenance Worker	40	7
Justin Cooper	8/9/2021	Maintenance Worker	40	7
Victor VanBuskirk	6/30/2020	Maintenance Worker	40	7
Yolanda Trahin	9/5/2000	Janitor	40	3

Maria Urias	8/10/2005	Janitor	40	3
Maria Marquez	11/17/2016	Janitor	40	3

### Community Development

<u>Name</u>	<u>Hire Date</u>	<u>Position</u>	<u>Hrs</u>	<u>Class</u>
Melinda Lee	2/7/2017	Comm. Dev. Director	40	17
Roxanne Jasman	12/3/2018	Chief Building Official	40	13
Jonathan Rivero	8/28/2013	Building Inspector	40	12
Kimberly Brokamp	2/24/2021	Permit Technician	40	8
Barbara Ratlief	2/24/2021	Permit Technician	40	8
Anthony Apodaca	8/23/2021	Code Enforcement	40	10

### Marshal's Office

<u>Name</u>	<u>Hire Date</u>	<u>Position</u>	<u>Hrs</u>	<u>Class</u>
Corey Rowley	10/15/2018	Marshal	40	30
Stephen Butler	7/11/2012	Lieutenant	40	24
Daniel Jacobs	9/9/2013	Lieutenant	40	24
Vincenzo Santangelo	7/5/2021	Deputy	40	15
Jeff Patten	3/4/2001	Sergeant	40	20
John Reay	7/5/2016	Sergeant	40	20
Hanna Bower	10/31/2016	Deputy	40	15
Jeff Bowers	1/14/2008	Deputy	40	20
Joshua Collins	9/30/2019	Deputy	40	15
David Freeman	10/31/2004	Deputy	40	15
Kyle Handis	12/3/2017	Deputy	40	15
Oscar Berrelez	12/30/2018	Deputy	40	15
John Castillo	5/17/2020	Deputy	40	15
Timothy Hinrichs	7/26/2020	Deputy	40	15
Roscoe Owsley	1/6/2013	Deputy	40	15
Dustin Richardson	6/23/2014	Deputy	40	15
Micah Nevarez	7/5/2021	Deputy	40	15
Erik Trahin	7/18/2016	Deputy	40	15
Bryce Wantland	6/28/2020	Deputy	40	15
Cody "Ty" Wantland	12/17/2018	Deputy	40	15
Kristin Robertson	1/27/2020	Deputy	40	15
Darbie Martin	1/29/1998	Admin Support Manager	40	20
Earl Huff	12/29/2019	Animal Control Officer	40	7
Debbie Hughes	8/1/1998	Dispatch Supervisor	40	14
Cyntina Harvey	7/23/2018	Dispatcher	40	10
Robert Eberle	2/1/2021	Dispatcher	40	10
Barbara Phillips	5/8/2019	Dispatcher	40	10
Eva Ruiz	4/8/2018	Dispatcher	40	10
Lana Stine	12/8/2019	Dispatcher	40	10
Susan Wason	4/26/2011	Dispatcher	40	10
Angela Whitman	11/15/2020	Dispatcher	40	10
Jadie Edwards	1/19/2021	Records Specialist	40	6

Andrea Ramirez	10/7/2013	Records Clerk	40	6
Allison Anthony	12/18/2017	Dispatcher	40	10
Sarah Teague	8/23/2021	Dispatcher	40	10
Cody Fant	8/22/2021	Dispatcher	40	10

### Library

<u>Name</u>	<u>Hire Date</u>	<u>Position</u>	<u>Hrs</u>	<u>Class</u>
Kathy Hellman	6/24/2012	Library Director	40	23
Leticia Ancira	8/1/2018	Library Specialist	40	7
Zachary Garcia	1/3/2017	Library Specialist	40	7
Alice Gottschalk	1/3/2005	Library Specialist	40	7
Sandy Boaz	6/17/2021	Library Specialist	18	3
Carson Ralston	8/15/2016	Library Specialist	40	7
Sheldon "Jay" Valles	8/21/2017	Library Specialist	40	7
Wendy Cook-Roberts	6/19/2014	Senior Library Clerk	40	7
Lisa Carnevale	5/3/2020	Library Clerk	19	3
Janell Leland	10/8/2018	Library Clerk	19	3

### Parks & Rec

<u>Name</u>	<u>Hire Date</u>	<u>Position</u>	<u>Hrs</u>	<u>Class</u>
Michael Marshall	12/27/2012	P&R Div. Manager	40	18
Shawna Figy	6/19/2016	P & R Coordinator	40	13
Lori Webb	8/12/2019	Recreation Leader	40	4
Angela Grubbs	9/17/2018	Recreation Leader	28	4

### Streets

<u>Name</u>	<u>Hire Date</u>	<u>Position</u>	<u>Hrs</u>	<u>Class</u>
Stacy Perry	10/14/2013	Streets Supervisor	40	16
Luis Trahin	4/15/1996	Streets Foreman	40	13
David Hammond	8/9/1998	Sr. Equipment Operator	40	9
Royce Allen	10/30/2006	Equipment Operator	40	7
Joshua Teague	1/7/2020	Equipment Operator	40	7

### Sewer

<u>Name</u>	<u>Hire Date</u>	<u>Position</u>	<u>Hrs</u>	<u>Class</u>
Chet Teague	3/9/2015	Wastewater Manager	40	19
Marshall Davis	6/30/2013	Wastewater Foreman	40	15
Tracey Feltes	6/30/2013	Admin. Asst. 1	40	5
Joseph Calhoun	7/1/2014	Wastewater Operator	40	9
Russell Cron	6/30/2013	Wastewater Operator	40	9
Alexander Cabrera	4/2/2021	Wastewater Operator	40	9
Justin Ganis	4/3/2017	Wastewater Operator	40	9
Chris Schrouder	7/5/2016	Wastewater Operator	40	9

FT & PT Employee Count            101  
 FT Employee Count                    93  
 Seasonal/Temp Workers are not included